



**DRAFT SERVICE DELIVERY  
AND BUDGET  
IMPLEMENTATION PLAN  
(SDBIP)  
2024/25**

**George Municipality**

Executive Summary .....	2
Revenue Projections 2024/25 .....	2
Operating Expenditure .....	3
Service Delivery Targets and Performance Indicators .....	3
Introduction.....	4
The Components of a SDBIP .....	4
The SDBIP Concept .....	5
MFMA requirement - Approval of the SDBIP .....	5
MFMA requirement – Implementation & monitoring .....	6
The SDBIP process in George .....	6
Operating Expenditure .....	7
Operating Income .....	7
Capital Expenditure .....	7
Service Delivery Targets and Performance Indicators .....	8
Definition of a Vote.....	8
Monitoring and the adjustments budget process.....	8
Appendix 1 – Protocol for revision of SDBIP .....	9
Revenue by Sources / Expenditure by Type 2024/25 .....	11
Revenue by Sources / Expenditure by Type 2024/25 .....	13
Revenue by Vote / Expenditure by Vote 2024/25 .....	14
Revenue by GFS / Expenditure by GFS 2024/25 .....	15
Capital by Vote (Multi-year and Single -year 2032/24.....	16
Capital Expenditure - Functional 2024/25.....	17
3 Year Capital Plan 2024/25 - 2026/27 .....	18
DRAFT TOP LAYER (TL) SERVICE DELIVERY AND BUDGET IMPLEMENTATION PLAN (SDBIP) 2024/2025: PER STRATEGIC OBJECTIVE(SO).....	87

## Executive Summary

The Municipality is required to produce a Service Delivery and Budget Implementation Plan to show the following;

- Monthly projections of revenue and expenditure for the operating and capital budgets
- Quarterly service delivery targets and performance indicators.

Each month the Municipal Manager must present the Mayor with a report showing how income and spending is progressing against these projections.

Every quarter the Mayor must report to Council on the progress of the budget.

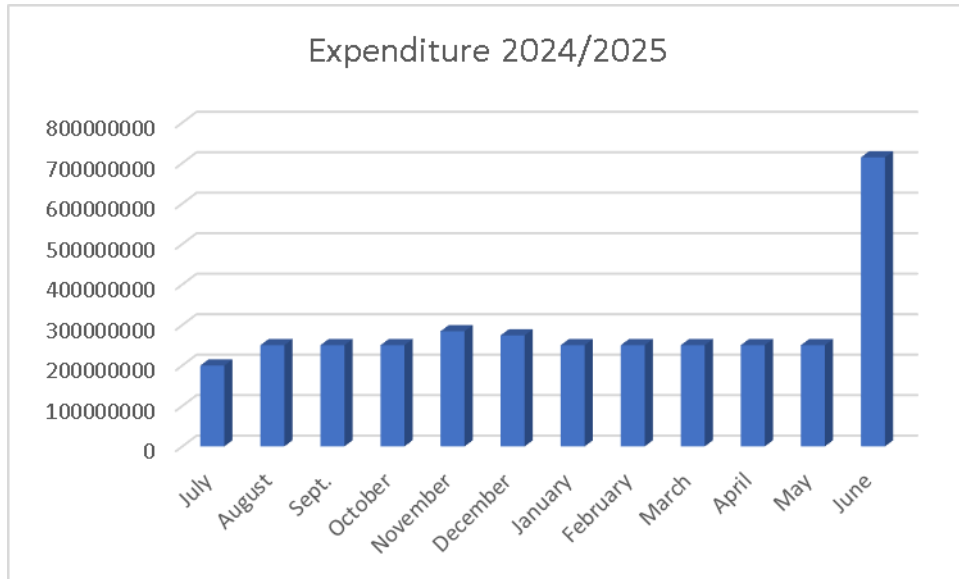
## Revenue Projections 2024/25

The following graph shows how the Municipality's operating revenue is expected to accrue over the financial year.



## Operating Expenditure

The following graph shows how the Municipality's operating budget is expected to be spent over the financial year.



## Service Delivery Targets and Performance Indicators

Each Directorate must provide quarterly targets so that performance can be monitored throughout the year. The Municipal Manager's and Director's performance contracts must contain these targets. The targets cannot be changed during the year unless Council approves the changes. The performance targets for 2024/25 are contained in the accompanying Estimates Annexure document.

## Introduction

As a high-capacity municipality in terms of implementation of the Municipal Finance Management Act, George produced its first Service Delivery and Budget Implementation Plan for 2005/06.

A Service Delivery and Budget Implementation Plan is defined in chapter 1 of the Act as a detailed plan approved by the Executive Mayor for implementing the municipality's delivery of municipal services and its annual budget.

Essentially a business plan, the SDBIP is an integral part of the financial planning process. Although its approval is required after the budget its preparation has occurred in tandem with the budget process. The SDBIP is the connection between the budget and management performance agreements, and it includes detailed information on how the budget will be implemented – by means of forecast cash flows – and service delivery targets and performance indicators.

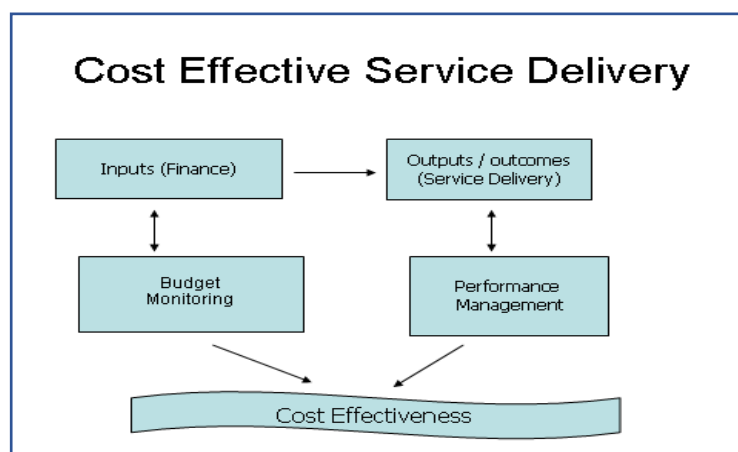
## The Components of a SDBIP

The five necessary components of a SDBIP are

1. Monthly projections of revenue to be collected for each source
2. Monthly projections of expenditure (operating and capital) and revenue for each vote
3. Quarterly projections of service delivery targets and performance indicators for each vote
4. Ward information for expenditure and service delivery
5. Capital works plans.

The SDBIP is the formal link between organisational performance and the budget. It also provides a means to measure cost effective service delivery by linking the inputs – the budget – to the service outputs and outcomes.

Budgetary control and performance monitoring combine to measure the cost effectiveness of service delivery.



## **The SDBIP Concept**

National Treasury, in MFMA circular 13, outlined the concept of the SDBIP. It is a contract between the administration, council and community expressing the goals and objectives set by the council as quantifiable outcomes that can be implemented by the administration over the next twelve months.

It is a management, implementation and monitoring tool that will assist the Executive Mayor, Councilors, Municipal Manager, Senior Managers and community. It is also a performance monitoring tool that enables the Municipal Manager to monitor the performance of senior managers. The MFMA requires that the performance agreements of senior managers be linked to the measurable performance objectives in the SDBIP.

As a vital monitoring tool, the SDBIP should help enable the Executive Mayor and Municipal Manager to be pro-active and take remedial steps in the event of poor performance.

The SDBIP is considered as a layered plan. Whilst only the top layer is made public at council, the budget and performance targets should be broken down into smaller targets and cascaded to middle-level and junior managers. Directorates should be producing their own SDBIP's which roll up into the municipality's SDBIP.

## **MFMA requirement - Approval of the SDBIP**

Under the MFMA the process for approval of the SDBIP is covered under Chapter 7 - Responsibilities of Mayors and Chapter 8 - Responsibilities of municipal officials.

Under chapter 8 the Accounting Officer must submit a draft of the SDBIP to the Executive Mayor within 14 days of the budget being approved as well as drafts of the annual performance agreements required in the Municipal Systems Act.

Chapter 7 of the MFMA requires the Executive Mayor to "take all reasonable steps" to ensure that the SDBIP is approved by the mayor within 28 days after the approval of the budget and that the SDBIP is made public no later than 14 days after that.

National Treasury' MFMA circular 55 requires that municipalities should submit and table a draft SDBIP together with the Draft Budget and IDP.

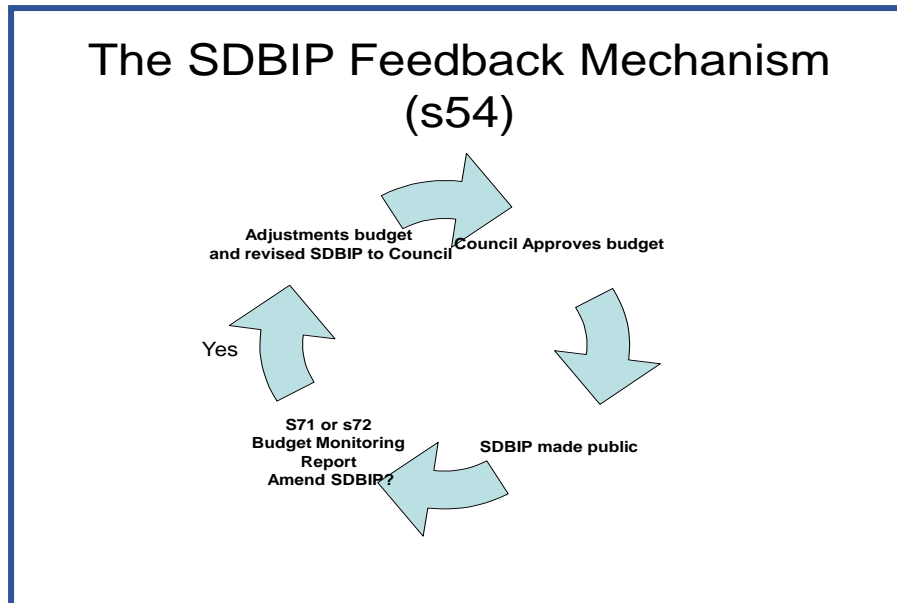
## MFMA requirement – Implementation & monitoring

Section 54 sets out the responsibilities of the Executive Mayor regarding budgetary control and the early identification of financial problems.

When a budget monitoring report is received under section 71 or 72 of the MFMA, the Executive Mayor must check whether the budget is being implemented in accordance with the SDBIP. If it is decided to amend the SDBIP, any revisions to the service delivery targets and performance indicators must be made with the approval of council following an adjustments budget. The Executive Mayor must issue instructions to the accounting officer to ensure that the budget is implemented in terms of the SDBIP.

The revised SDBIP must be promptly made available to the public.

The following diagram illustrates this process;



## The SDBIP process in George

The production of the SDBIP has been coordinated in the Financial Services Directorate although all directorates have been involved with its development.

The detailed budget monthly estimates and the detailed quarterly performance indicators are contained in the SDBIP estimates annexure.

## **Operating Expenditure**

The annual operating budget has been broken down into monthly projections by applying the trends of previous years' spending to each line item in the budget.

The projections in the estimates annexure are shown by Service Delivery Unit and by expenditure type.

The following should be considered in the Final SDBIP;

- ✦ There is a risk of building into the plan undesirable trends. For example, the graph above shows a high-level of spending anticipated in the final month of the financial year. This is a regular and common occurrence in municipal finance but not necessarily desirable.
- ✦ The estimates are based on percentage spending per month and do not consider any over or under spending on particular items.
- ✦ The projections for the draft SDBIP indicates expenditure will be spent and revenue will be received evenly throughout the twelve months.

The operating expenditure budget, excluding recharges, for 2024/25 is R3,501 billion.

## **Operating Income**

Previous year trends have been used to provide the estimates for 2024/25 and the previous comments on the shortcomings in this methodology apply to revenue as well. The information is shown by department and by the national standard for showing revenue source. The estimates are based on budgeted income rather than cash collected.

The operating income budget for 2024/25 is R3,942 billion.

## **Capital Expenditure**

As far as the cash flow forecasts of the Capital Expenditure for 2024/25 are concerned, the projections contained in this document are speculative. The cash flow forecasts will be revised and refined in the finalization of the final SDBIP for 2024/25.

The Capital budget for 2024/25 is R1,224 billion.



## **Service Delivery Targets and Performance Indicators**

Several meetings were held with directorates and the performance indicators and targets developed. These targets have been included in the 2024/25 SDBIP.

The targets and indicators attempt to measure a range of activities in the municipality. It will be the responsibility of directorates to provide information on progress towards achieving these targets on a quarterly basis.

## **Definition of a Vote**

The MFMA requires that operational and capital expenditure by vote is shown in the SDBIP. The MFMA defines a vote as one of the main sections of the budget.

A circular from National Treasury clarifies this further by providing details of the Government Finance Statistics classifications which aims to provide a consistent basis for defining a vote so that information can be gathered for comparative purposes.

The SDBIP shows the projections by George Service Delivery Unit as these are the most relevant for monitoring purposes and is in line with the municipality's new virement policy. However, the SDBIP estimates annexure also includes a table for each directorate showing where each Service Delivery Unit sits in relation to the GFS service classification.

## **Monitoring and the adjustments budget process**

The section 71 and 72 budget monitoring reports required under the MFMA should provide a consolidated analysis of the Municipality's financial position including year-end projections.

As detailed earlier, the Executive Mayor must consider these reports under s54 of the MFMA and then decide as to whether the SDBIP should be amended.

The Adjustments Budget concept is governed by various provisions in the MFMA and is aimed at instilling and establishing an increased level of discipline, responsibility and accountability in the municipality's finances. In simple terms, funds can be transferred within a vote but any movements between votes can only be agreed by an adjustments budget.

Appendix 1 sets out the protocol for monitoring the budgets agreed as part of the 2024/25 SDBIP.

## Appendix 1 – Protocol for revision of SDBIP

The Executive Mayor must decide on receipt of a section 71 or 72 budget monitoring report whether to amend the SDBIP in the light of the information received.

This protocol sets out the various steps that should be followed to allow the Executive Mayor's obligations under section 54 of the MFMA to be fulfilled.

### Protocol

Financial Services (Budget Office) will provide the Municipal Manager with information as required under section 71 and 72 of the MFMA and this information will be submitted to the Executive Mayor by the 10<sup>th</sup> working day of each month.

The information will show a comparison of actual performance against the planned income and expenditure included in the SDBIP.

For capital projects, each variance of  $\pm 10\%$  or R10, 000 whichever is the greater will be highlighted. The Executive Mayor will then ask the Director responsible for that project for a written report covering;

- ✦ The reason for the variance
- ✦ If necessary, what corrective measures have been put in place.
- ✦ Whether the start and finish dates of the capital project need amending.
- ✦ Whether the project specification will need to be amended.
- ✦ Revised monthly estimates of expenditure for the project.

The Director must supply this information within one week of the request from the Executive Mayor.

Following the receipt of these reports the Executive Mayor will make one of the following decisions;

- ✦ Note the report of the Director.
- ✦ Note the report of the Director and keep the project under review.
- ✦ Request the Director to attend a Performance Review meeting with the Executive Mayor, Municipal Manager and Director Financial Services to examine the reasons for the variation, the potential for bringing the project back on track and the likely impact on service delivery. Following this meeting, the Executive Mayor will then decide whether the SDBIP should be amended.

If it is decided to amend the capital programme and SDBIP, to maintain overall service delivery, Directors will be asked to put forward schemes currently scheduled for year 2 or 3 of the capital programme that can be implemented sooner. The financial implications of these suggestions will be assessed by the Director of Financial Services and a recommendation made to the Executive Mayor as to which ones would be possible to proceed with and an adjustments budget prepared.

For operating expenditure and revenue, the Executive Mayor will review the variances in the monthly budget monitoring report and, notwithstanding the requirements for an adjustments budget, request from Directors an explanation of all variances  $\pm 10\%$  of the monthly budget forecast. Directors will be asked to explain whether the service delivery targets included in the SDBIP can still be achieved.

The Executive Mayor will then decide whether the SDBIP should be amended in the light of these explanations.

At the end of each quarter, Directors must supply the Municipal Manager with the actual performance against each of the performance indicator targets. This information must be submitted to the Executive Mayor by the 10<sup>th</sup> working day after each quarter along with the budget monitoring information for that quarter as provided by Financial Services (Budget Office).

If the actual performance on any indicator varies from the planned performance the Executive Mayor can ask the responsible Director for a written report asking for an explanation of the variance and, if the performance is worse than projected, what measures have been put in place to ensure that the projected level of performance can be met in the future.

The Executive Mayor will then review these reports and decide whether the SDBIP should be amended.

## Requirements of Municipal Finance Management Act

### Chapter 1 - Definitions

SDBIP means a detailed plan approved by the mayor of a municipality in terms of section 53 (1) (c) (ii) for implementing the municipality's delivery of municipal services and its annual budget, and which must indicate-

(a) projections for each month of-

Revenue to be collected, by source; and

Operational and capital expenditure by vote

(b) service delivery targets and performance indicators for each quarter and

(c) any other matters that may be prescribed.

and includes any revisions of such plan by the mayor in terms of section 54 (1) (c)

### Chapter 8 – Responsibilities of Municipal Officials

#### Section 69 Budget Implementation

Section 69 (3) The Accounting Officer must no later than 14 days after the approval of the budget submit to the mayor

(a) A draft service delivery and budget implementation plan for the budget year; and

(b) Drafts of the annual performance agreements as required in terms of section 57 (1) (b) of the Municipal Systems Act for the municipal manager and all senior managers

### Chapter 7 – Responsibilities of Mayors

#### Section 53 – Budget Processes and related matters

Section 53 (1) (c) The mayor of a municipality must take all reasonable steps to ensure-

(ii) That the municipality's service delivery and budget implementation plan is approved by the mayor within 28 days after the approval of the budget; and

(iii) That the annual performance agreements as required in terms of section 57 (1) (b) of the Municipal Systems Act for the Municipal Manager and all senior managers-

(bb) are linked to the measurable performance objectives approved with the budget and to the service delivery and budget implementation plan.

Section 53 (3)

(a) The mayor must ensure that the revenue and expenditure projections for each month and the service delivery targets and performance indicators for each quarter, as set out in the service delivery and budget implementation plan, are made public no later than 14 days after the approval of the service delivery and budget implementation plan.

Section 54 Budgetary control and early identification of financial problems

On receipt of a statement or report submitted by the accounting officer of the municipality in terms of section 71 or 72 the mayor must-

(1) (b) check whether the municipality's approved budget is implemented in accordance with the service delivery and budget implementation plan;

(c) consider and, if necessary, make any revisions to the service delivery and budget implementation plan, provided that all revisions to the service delivery targets and performance indicators in the plan may only be made with the approval of council following the approval of an adjustments budget

(d) issue any appropriate instructions to the accounting officer to ensure-

(i) that the budget is implemented in accordance with the service delivery and budget implementation plan

(3) The mayor must ensure that any revisions of the service delivery and budget implementation plan are made public promptly.

# Revenue by Sources / Expenditure by Type 2024/25

WC044 George - Supporting Table SA25 Budgeted monthly revenue and expenditure

Description	Ref	Budget Year 2024/25											Medium Term Revenue and Expenditure Framework			
		July	August	Sept.	October	November	December	January	February	March	April	May	June	Budget Year 2024/25	Budget Year +1 2025/26	Budget Year +2 2026/27
<b>Revenue</b>																
<b>Exchange Revenue</b>																
Service charges - Electricity		93 703	93 703	93 703	93 703	93 703	93 703	93 703	93 703	93 703	93 703	93 703	93 703	1 124 438	1 259 371	1 410 495
Service charges - Water		20 442	20 442	20 442	20 442	20 442	20 442	20 442	20 442	20 442	20 442	20 442	20 442	245 303	260 021	275 622
Service charges - Waste Water Management		14 282	14 282	14 282	14 282	14 282	14 282	14 282	14 282	14 282	14 282	14 282	14 282	171 381	181 664	192 563
Service charges - Waste Management		13 531	13 531	13 531	13 531	13 531	13 531	13 531	13 531	13 531	13 531	13 531	13 531	162 371	172 113	182 440
Sale of Goods and Rendering of Services		11 426	11 426	11 426	11 426	11 426	11 426	11 426	11 426	11 426	11 426	11 426	11 426	137 116	171 737	184 890
Agency services		1 727	1 727	1 727	1 727	1 727	1 727	1 727	1 727	1 727	1 727	1 727	1 727	20 721	21 757	22 845
Interest		-	-	-	-	-	-	-	-	-	-	-	-	-	-	-
Interest earned from Receivables		1 855	1 855	1 855	1 855	1 855	1 855	1 855	1 855	1 855	1 855	1 855	1 855	22 255	23 587	24 998
Interest earned from Current and Non Current Assets		2 663	5 163	7 663	6 163	5 163	2 663	5 663	6 163	2 663	5 163	5 163	5 685	59 978	62 658	65 458
Dividends		-	-	-	-	-	-	-	-	-	-	-	-	-	-	-
Rent on Land		-	-	-	-	-	-	-	-	-	-	-	-	-	-	-
Rental from Fixed Assets		2 731	285	231	231	231	231	231	231	231	231	231	231	5 325	5 591	5 871
Licence and permits		65	65	65	65	65	65	65	65	65	65	65	65	781	820	860
Operational Revenue		4 585	4 585	4 585	5 585	4 585	4 585	6 585	4 635	6 085	4 585	4 585	4 941	59 924	62 658	65 528
<b>Non-Exchange Revenue</b>																
Property rates		40 042	40 042	40 042	40 042	40 042	40 042	40 042	40 042	40 042	40 042	40 042	40 042	480 506	509 337	539 897
Surcharges and Taxes		-	-	-	-	-	-	-	-	-	-	-	-	-	-	-
Fines, penalties and forfeits		2 264	2 264	2 264	2 264	2 264	2 264	2 264	2 264	2 264	2 264	2 264	68 057	92 961	95 933	99 003
Licences or permits		364	364	364	364	364	364	364	364	364	364	364	364	4 369	4 587	4 817
Transfer and subsidies - Operational		36 825	36 825	36 825	36 825	36 825	37 425	36 825	36 825	36 825	36 825	36 825	291 503	697 179	688 722	725 528
Interest		-	-	-	-	-	-	-	-	-	-	-	-	-	-	-
Fuel Levy		-	-	-	-	-	-	-	-	-	-	-	-	-	-	-
Operational Revenue		2 080	2 080	2 080	2 080	2 080	2 080	2 080	2 080	2 080	2 080	2 080	2 080	24 955	26 697	28 572
Gains on disposal of Assets		-	-	-	-	-	-	-	-	-	-	-	-	-	-	-
Other Gains		-	-	-	-	-	-	-	-	-	-	-	244 945	244 945	252 293	254 816
Discontinued Operations		-	-	-	-	-	-	-	-	-	-	-	-	-	-	-
<b>Total Revenue (excluding capital transfers and contributions)</b>		<b>248 584</b>	<b>248 638</b>	<b>251 084</b>	<b>250 584</b>	<b>248 584</b>	<b>246 684</b>	<b>251 084</b>	<b>249 634</b>	<b>247 584</b>	<b>248 584</b>	<b>248 584</b>	<b>814 878</b>	<b>3 554 507</b>	<b>3 799 543</b>	<b>4 084 204</b>

# Revenue by Sources / Expenditure by Type 2024/25

WC044 George - Supporting Table SA25 Budgeted monthly revenue and expenditure

Description	Ref	Budget Year 2024/25											Medium Term Revenue and Expenditure Framework			
		July	August	Sept.	October	November	December	January	February	March	April	May	June	Budget Year 2024/25	Budget Year +1 2025/26	Budget Year +2 2026/27
<b>Expenditure</b>																
Employee related costs		63 269	63 269	63 269	63 269	97 698	68 269	63 269	63 269	63 269	63 269	63 269	88 241	823 626	858 507	905 481
Remuneration of councillors		2 593	2 593	2 593	2 593	2 593	2 593	2 593	2 593	2 593	2 593	2 593	2 593	31 120	32 365	33 660
Bulk purchases - electricity		65 385	65 385	65 385	65 385	65 385	65 385	65 385	65 385	65 385	65 385	65 385	65 385	784 618	907 803	1 036 711
Inventory consumed		13 505	13 505	13 505	13 505	13 505	13 505	13 505	13 505	13 505	13 505	13 505	213 486	362 040	369 625	377 341
Debt impairment		-	-	-	-	-	-	-	-	-	-	-	99 903	99 903	104 898	106 996
Depreciation and amortisation		17 107	17 107	17 107	17 107	17 107	17 107	17 107	17 107	17 107	17 107	17 107	17 107	205 288	237 938	259 084
Interest		-	-	-	-	-	23 105	-	-	-	-	-	36 798	59 903	78 890	104 885
Contracted services		28 737	68 794	68 794	68 794	68 794	69 794	68 794	68 794	68 794	68 794	109 897	827 577	850 097	876 543	
Transfers and subsidies		-	7 486	7 524	7 486	7 486	7 624	7 486	7 486	7 524	7 691	7 486	15 110	90 392	81 644	86 943
Irrecoverable debts written off		454	454	454	454	454	454	454	454	454	454	454	6 300	11 290	15 190	15 494
Operational costs		12 984	12 984	12 984	12 984	12 984	12 984	12 984	12 984	12 984	12 984	12 984	13 015	155 842	157 035	161 080
Losses on disposal of Assets		-	-	-	-	-	-	-	-	-	-	-	-	-	-	-
Other Losses		-	-	-	-	-	-	-	-	-	-	-	50 114	50 114	54 123	54 664
<b>Total Expenditure</b>		<b>204 034</b>	<b>251 578</b>	<b>251 615</b>	<b>251 578</b>	<b>286 007</b>	<b>280 821</b>	<b>251 578</b>	<b>251 578</b>	<b>251 615</b>	<b>251 783</b>	<b>251 578</b>	<b>717 950</b>	<b>3 501 713</b>	<b>3 748 113</b>	<b>4 018 879</b>
<b>Surplus/(Deficit)</b>		<b>44 550</b>	<b>(2 939)</b>	<b>(531)</b>	<b>(994)</b>	<b>(37 423)</b>	<b>(34 137)</b>	<b>(494)</b>	<b>(1 944)</b>	<b>(4 031)</b>	<b>(3 199)</b>	<b>(2 994)</b>	<b>96 929</b>	<b>52 794</b>	<b>51 430</b>	<b>65 324</b>
Transfers and subsidies - capital (monetary allocations)		29 858	29 858	29 858	29 858	29 858	29 858	29 858	29 858	29 858	29 858	29 858	59 050	387 489	64 350	67 439
Transfers and subsidies - capital (in-kind)		-	-	-	-	-	-	-	-	-	-	-	-	-	-	-
<b>Surplus/(Deficit) after capital transfers &amp; contributions</b>		<b>74 408</b>	<b>26 919</b>	<b>29 327</b>	<b>28 864</b>	<b>(7 565)</b>	<b>(4 279)</b>	<b>29 364</b>	<b>27 914</b>	<b>25 827</b>	<b>26 659</b>	<b>26 864</b>	<b>155 978</b>	<b>440 282</b>	<b>115 780</b>	<b>132 763</b>
Income Tax		-	-	-	-	-	-	-	-	-	-	-	-	-	-	-
<b>Surplus/(Deficit) after income tax</b>		<b>74 408</b>	<b>26 919</b>	<b>29 327</b>	<b>28 864</b>	<b>(7 565)</b>	<b>(4 279)</b>	<b>29 364</b>	<b>27 914</b>	<b>25 827</b>	<b>26 659</b>	<b>26 864</b>	<b>155 978</b>	<b>440 282</b>	<b>115 780</b>	<b>132 763</b>
Share of Surplus/Deficit attributable to Joint Venture		-	-	-	-	-	-	-	-	-	-	-	-	-	-	-
Share of Surplus/Deficit attributable to Minorities		-	-	-	-	-	-	-	-	-	-	-	-	-	-	-
<b>Surplus/(Deficit) attributable to municipality</b>		<b>74 408</b>	<b>26 919</b>	<b>29 327</b>	<b>28 864</b>	<b>(7 565)</b>	<b>(4 279)</b>	<b>29 364</b>	<b>27 914</b>	<b>25 827</b>	<b>26 659</b>	<b>26 864</b>	<b>155 978</b>	<b>440 282</b>	<b>115 780</b>	<b>132 763</b>
Share of Surplus/Deficit attributable to Associate		-	-	-	-	-	-	-	-	-	-	-	-	-	-	-
Intercompany/Parent subsidiary transactions		-	-	-	-	-	-	-	-	-	-	-	-	-	-	-
<b>Surplus/(Deficit)</b>	<b>1</b>	<b>74 408</b>	<b>26 919</b>	<b>29 327</b>	<b>28 864</b>	<b>(7 565)</b>	<b>(4 279)</b>	<b>29 364</b>	<b>27 914</b>	<b>25 827</b>	<b>26 659</b>	<b>26 864</b>	<b>155 978</b>	<b>440 282</b>	<b>115 780</b>	<b>132 763</b>

# Revenue by Vote / Expenditure by Vote 2024/25

WC044 George - Supporting Table SA26 Budgeted monthly revenue and expenditure (municipal vote)

Description	Ref	Budget Year 2024/25												Medium Term Revenue and Expenditure Framework		
		July	August	Sept.	October	November	December	January	February	March	April	May	June	Budget Year 2024/25	Budget Year +1 2025/26	Budget Year +2 2026/27
<b>Revenue by Vote</b>																
Vote 1 - Office of the Municipal Manager		-	-	-	-	-	-	-	-	-	-	-	-	-	-	-
Vote 2 - Corporate Services		1 468	1 468	1 468	1 468	1 468	1 468	1 468	1 468	1 468	1 468	1 468	1 468	17 614	17 784	18 975
Vote 3 - Corporate Services		153	153	153	153	153	753	153	153	153	153	153	753	3 035	2 471	2 377
Vote 4 - Corporate Services		215	215	215	215	215	215	215	215	215	215	215	215	2 577	2 732	2 895
Vote 5 - Community Services		2 529	2 529	2 529	2 529	2 529	2 529	2 529	2 529	2 529	2 529	2 529	2 529	30 354	5 858	6 145
Vote 6 - Community Services		22 921	22 921	22 921	22 921	22 921	22 921	22 921	22 921	22 921	22 921	22 921	88 714	340 843	358 200	376 763
Vote 7 - Community Services		96	96	96	96	96	96	96	96	96	96	96	96	1 154	1 211	1 270
Vote 8 - Civil Engineering Services		77 030	77 030	77 030	77 030	77 030	77 030	77 030	77 030	77 030	77 030	321 975	1 169 304	926 085	970 799	
Vote 9 - Civil Engineering Services		22 866	22 866	22 866	22 866	22 866	22 866	22 866	22 866	22 866	22 866	306 136	557 657	555 284	569 613	
Vote 10 - Electro-technical Services		99 368	99 368	99 368	99 368	99 368	99 368	99 368	99 368	99 368	99 368	99 368	1 192 412	1 340 013	1 499 055	
Vote 11 - Financial Services		41 921	41 921	41 921	41 921	41 921	41 921	41 921	41 971	41 921	41 921	41 977	503 160	531 021	562 663	
Vote 12 - Financial Services		2 822	5 322	7 822	6 322	5 322	2 822	5 822	6 322	2 822	5 322	5 844	61 888	64 674	67 581	
Vote 13 - Human Settlements, Planning and Development		7 053	4 608	4 553	5 553	4 553	4 553	6 553	4 553	6 053	4 553	4 853	61 996	58 562	73 506	
Vote 14 - [NAME OF VOTE 14]		-	-	-	-	-	-	-	-	-	-	-	-	-	-	-
Vote 15 - [NAME OF VOTE 15]		-	-	-	-	-	-	-	-	-	-	-	-	-	-	-
<b>Total Revenue by Vote</b>		<b>278 442</b>	<b>278 496</b>	<b>280 942</b>	<b>280 442</b>	<b>278 442</b>	<b>276 542</b>	<b>280 942</b>	<b>279 492</b>	<b>277 442</b>	<b>278 442</b>	<b>278 442</b>	<b>873 928</b>	<b>3 941 996</b>	<b>3 863 893</b>	<b>4 151 643</b>
<b>Expenditure by Vote to be appropriated</b>																
Vote 1 - Office of the Municipal Manager		2 312	2 551	2 551	2 551	3 087	7 551	2 551	2 551	2 551	2 551	2 551	7 790	41 151	42 150	43 216
Vote 2 - Corporate Services		5 190	5 935	5 935	5 935	8 368	6 416	5 935	5 935	5 935	5 935	5 935	7 168	74 626	77 126	80 221
Vote 3 - Corporate Services		3 889	4 752	4 752	4 752	6 193	4 801	4 752	4 752	4 752	4 752	4 957	10 113	63 220	62 244	64 354
Vote 4 - Corporate Services		5 936	6 791	6 828	6 791	7 445	6 828	6 791	6 791	6 828	6 791	6 791	21 603	96 211	99 962	103 705
Vote 5 - Community Services		4 185	6 062	6 062	6 062	7 685	6 696	6 062	6 062	6 062	6 062	6 062	8 949	76 010	74 783	76 085
Vote 6 - Community Services		20 205	24 182	24 182	24 182	31 452	25 275	24 182	24 182	24 182	24 182	24 182	90 955	361 343	374 925	385 971
Vote 7 - Community Services		148	155	155	155	246	155	155	155	155	155	155	161	1 948	2 048	2 153
Vote 8 - Civil Engineering Services		37 174	45 931	45 931	45 931	53 610	61 042	45 931	45 931	45 931	45 931	45 931	342 033	861 307	923 956	972 942
Vote 9 - Civil Engineering Services		24 722	47 739	47 739	47 739	47 787	47 739	47 739	47 739	47 739	47 739	47 739	70 756	572 915	586 782	592 199
Vote 10 - Electro-technical Services		78 698	82 650	82 650	82 650	87 152	88 218	82 650	82 650	82 650	82 650	82 650	102 228	1 017 495	1 141 211	1 281 592
Vote 11 - Financial Services		5 940	8 131	8 131	8 131	11 405	8 131	8 131	8 131	8 131	8 131	8 131	21 853	112 374	115 825	120 476
Vote 12 - Financial Services		4 844	5 027	5 027	5 027	6 038	5 027	5 027	5 027	5 027	5 027	5 027	20 537	76 663	102 506	134 912
Vote 13 - Human Settlements, Planning and Development		10 790	11 672	11 672	11 672	15 540	12 941	11 672	11 672	11 672	11 672	11 672	13 804	146 451	144 595	161 054
Vote 14 - [NAME OF VOTE 14]		-	-	-	-	-	-	-	-	-	-	-	-	-	-	-
Vote 15 - [NAME OF VOTE 15]		-	-	-	-	-	-	-	-	-	-	-	-	-	-	-
<b>Total Expenditure by Vote</b>		<b>204 034</b>	<b>251 578</b>	<b>251 615</b>	<b>251 578</b>	<b>286 007</b>	<b>280 821</b>	<b>251 578</b>	<b>251 578</b>	<b>251 615</b>	<b>251 783</b>	<b>251 578</b>	<b>717 950</b>	<b>3 501 713</b>	<b>3 748 113</b>	<b>4 018 879</b>
<b>Surplus/(Deficit) before assoc.</b>		<b>74 408</b>	<b>26 919</b>	<b>29 327</b>	<b>28 864</b>	<b>(7 565)</b>	<b>(4 279)</b>	<b>29 364</b>	<b>27 914</b>	<b>25 827</b>	<b>26 659</b>	<b>26 864</b>	<b>155 978</b>	<b>440 282</b>	<b>115 780</b>	<b>132 763</b>
Surplus/(Deficit) after income tax		-	-	-	-	-	-	-	-	-	-	-	440 282	440 282	115 780	132 763
Share of Surplus/Deficit attributable to Associate		-	-	-	-	-	-	-	-	-	-	-	-	-	-	-
Intercompany/Parent subsidiary transactions		-	-	-	-	-	-	-	-	-	-	-	-	-	-	-
<b>Surplus/(Deficit)</b>	<b>1</b>	<b>74 408</b>	<b>26 919</b>	<b>29 327</b>	<b>28 864</b>	<b>(7 565)</b>	<b>(4 279)</b>	<b>29 364</b>	<b>27 914</b>	<b>25 827</b>	<b>26 659</b>	<b>26 864</b>	<b>155 978</b>	<b>440 282</b>	<b>115 780</b>	<b>132 763</b>

# Revenue by GFS / Expenditure by GFS 2024/25

WC044 George - Supporting Table SA27 Budgeted monthly revenue and expenditure (functional classification)

Description	Ref	Budget Year 2024/25											Medium Term Revenue and Expenditure Framework			
		July	August	Sept.	October	November	December	January	February	March	April	May	June	Budget Year 2024/25	Budget Year +1 2025/26	Budget Year +2 2026/27
<b>Revenue - Functional</b>																
<b>Governance and administration</b>		47 654	47 708	50 154	49 654	47 654	45 754	50 154	48 654	46 654	47 654	47 654	49 076	578 422	608 618	643 538
Executive and council		0	0	0	0	0	0	0	0	0	0	0	0	4	5	5
Finance and administration		47 653	47 708	50 153	49 653	47 653	45 753	50 153	48 653	46 653	47 653	47 653	49 075	578 417	608 613	643 534
Internal audit		-	-	-	-	-	-	-	-	-	-	-	-	-	-	-
<b>Community and public safety</b>		8 511	8 511	8 511	8 511	8 511	8 511	8 511	8 561	8 511	8 511	8 511	74 360	168 027	146 632	164 689
Community and social services		1 898	1 898	1 898	1 898	1 898	1 898	1 898	1 898	1 898	1 898	1 898	1 898	22 776	23 193	24 492
Sport and recreation		2 154	2 154	2 154	2 154	2 154	2 154	2 154	2 154	2 154	2 154	2 154	2 154	25 844	1 581	1 658
Public safety		1 957	1 957	1 957	1 957	1 957	1 957	1 957	1 957	1 957	1 957	1 957	67 751	89 283	92 069	94 945
Housing		2 486	2 486	2 486	2 486	2 486	2 486	2 486	2 536	2 486	2 486	2 486	2 542	29 941	29 597	43 392
Health		15	15	15	15	15	15	15	15	15	15	15	15	183	192	202
<b>Economic and environmental services</b>		27 256	27 256	27 256	27 256	27 256	27 256	27 256	27 256	27 256	27 256	27 256	310 526	610 340	606 330	623 141
Planning and development		2 087	2 087	2 087	2 087	2 087	2 087	2 087	2 087	2 087	2 087	2 087	2 087	25 047	22 002	23 035
Road transport		25 156	25 156	25 156	25 156	25 156	25 156	25 156	25 156	25 156	25 156	25 156	308 426	585 146	584 173	599 944
Environmental protection		12	12	12	12	12	12	12	12	12	12	12	12	147	155	162
<b>Trading services</b>		194 996	194 996	194 996	194 996	194 996	194 996	194 996	194 996	194 996	194 996	194 996	439 941	2 584 894	2 502 149	2 720 102
Energy sources		99 368	99 368	99 368	99 368	99 368	99 368	99 368	99 368	99 368	99 368	99 368	99 368	1 192 412	1 340 013	1 499 055
Water management		47 436	47 436	47 436	47 436	47 436	47 436	47 436	47 436	47 436	47 436	47 436	292 380	814 172	617 586	637 669
Waste water management		29 384	29 384	29 384	29 384	29 384	29 384	29 384	29 384	29 384	29 384	29 384	29 384	352 614	305 863	330 370
Waste management		18 808	18 808	18 808	18 808	18 808	18 808	18 808	18 808	18 808	18 808	18 808	18 808	225 696	238 687	253 008
<b>Other</b>		26	26	26	26	26	26	26	26	26	26	26	26	313	164	173
<b>Total Revenue - Functional</b>		278 442	278 496	280 942	280 442	278 442	276 542	280 942	279 492	277 442	278 442	278 442	873 928	3 941 996	3 863 893	4 151 643
<b>Expenditure - Functional</b>																
<b>Governance and administration</b>		36 387	41 261	41 298	41 261	53 963	47 334	41 261	41 261	41 298	41 466	41 261	97 523	565 575	601 936	667 708
Executive and council		4 769	4 935	4 973	4 935	5 028	9 973	4 935	4 935	4 973	4 935	4 935	23 780	83 109	86 000	88 919
Finance and administration		28 255	32 484	32 484	32 484	44 822	33 519	32 484	32 484	32 484	32 689	32 484	69 423	436 093	472 974	521 435
Internal audit		3 363	3 842	3 842	3 842	4 113	3 842	3 842	3 842	3 842	3 842	3 842	4 321	46 373	42 961	57 354
<b>Community and public safety</b>		17 099	21 208	21 208	21 208	28 064	22 732	21 208	21 208	21 208	21 208	21 208	84 692	322 248	330 779	338 739
Community and social services		4 338	5 241	5 241	5 241	7 095	5 770	5 241	5 241	5 241	5 241	5 241	6 672	65 802	65 214	67 071
Sport and recreation		2 183	3 752	3 752	3 752	4 499	4 385	3 752	3 752	3 752	3 752	3 752	6 023	47 110	47 664	47 920
Public safety		6 850	7 584	7 584	7 584	10 799	7 822	7 584	7 584	7 584	7 584	7 584	66 352	152 495	160 613	165 835
Housing		3 227	3 950	3 950	3 950	4 786	4 075	3 950	3 950	3 950	3 950	3 950	4 784	48 471	48 588	48 922
Health		501	680	680	680	886	680	680	680	680	680	680	860	8 370	8 701	8 991
<b>Economic and environmental services</b>		30 633	53 953	53 953	53 953	56 907	54 012	53 953	53 953	53 953	53 953	53 953	77 325	650 503	665 919	674 988
Planning and development		4 166	4 267	4 267	4 267	6 385	4 311	4 267	4 267	4 267	4 267	4 267	4 408	53 405	54 067	56 905
Road transport		25 935	49 109	49 109	49 109	49 812	49 122	49 109	49 109	49 109	49 109	49 109	72 293	590 032	604 632	610 711
Environmental protection		532	578	578	578	710	578	578	578	578	578	578	624	7 065	7 220	7 371
<b>Trading services</b>		118 424	133 393	133 393	133 393	144 639	154 880	133 393	133 393	133 393	133 393	133 393	456 275	1 941 363	2 126 822	2 315 788
Energy sources		75 927	79 843	79 843	79 843	83 068	85 411	79 843	79 843	79 843	79 843	79 843	99 385	982 531	1 104 828	1 243 488
Water management		15 779	18 261	18 261	18 261	20 515	22 924	18 261	18 261	18 261	18 261	18 261	292 862	498 172	505 059	512 160
Waste water management		18 005	24 010	24 010	24 010	27 920	34 459	24 010	24 010	24 010	24 010	24 010	45 241	317 703	371 555	411 320
Waste management		8 713	11 279	11 279	11 279	13 136	12 086	11 279	11 279	11 279	11 279	11 279	18 787	142 957	145 381	148 820
<b>Other</b>		1 491	1 763	1 763	1 763	2 433	1 863	1 763	1 763	1 763	1 763	1 763	2 135	22 024	22 657	21 656
<b>Total Expenditure - Functional</b>		204 034	251 578	251 615	251 578	286 007	280 821	251 578	251 578	251 615	251 783	251 578	717 950	3 501 713	3 748 113	4 018 879
<b>Surplus/(Deficit) before assoc.</b>		74 408	26 919	29 327	28 864	(7 565)	(4 279)	29 364	27 914	25 827	26 659	26 864	155 978	440 282	115 780	132 763
Intercompany/Parent subsidiary transactions		-	-	-	-	-	-	-	-	-	-	-	-	-	-	-
<b>Surplus/(Deficit)</b>	1	74 408	26 919	29 327	28 864	(7 565)	(4 279)	29 364	27 914	25 827	26 659	26 864	155 978	440 282	115 780	132 763



# Capital by Vote (Multi-year and Single -year 2032/24)

WC044 George - Supporting Table SA28 Budgeted monthly capital expenditure (municipal vote)

Description	Ref	Budget Year 2024/25												Medium Term Revenue and Expenditure Framework		
		July	August	Sept.	October	Nov.	Dec.	January	Feb.	March	April	May	June	Budget Year 2024/25	Budget Year +1 2025/26	Budget Year +2 2026/27
<b>Multi-year expenditure to be appropriated</b>	1															
Vote 1 - Office of the Municipal Manager		5	5	25	5	5	25	5	5	25	5	5	25	141	15	58
Vote 2 - Corporate Services		420	420	420	420	420	420	420	420	420	420	420	420	5 045	2 290	900
Vote 3 - Corporate Services		50	50	50	50	50	50	50	50	50	50	50	50	600	500	-
Vote 4 - Corporate Services		11	11	11	11	11	11	11	11	11	11	11	11	135	-	-
Vote 5 - Community Services		947	947	947	947	947	947	947	947	947	947	947	1 097	11 510	10 870	10 015
Vote 6 - Community Services		1 589	1 589	1 589	1 589	1 589	1 589	1 589	1 589	1 589	1 589	1 589	6 989	24 465	34 980	20 370
Vote 7 - Community Services		-	-	10	-	-	-	-	-	-	-	-	-	10	60	30
Vote 8 - Civil Engineering Services		30 450	30 450	59 886	30 450	30 450	61 024	30 450	30 450	59 886	30 450	30 450	66 794	491 193	510 180	305 724
Vote 9 - Civil Engineering Services		30	30	30	30	30	30	30	30	30	30	30	30	359	-	-
Vote 10 - Electro-technical Services		10 535	10 535	10 860	10 535	10 535	10 860	10 535	10 535	10 860	10 535	10 860	127 720	124 138	89 278	
Vote 11 - Financial Services		142	142	142	142	142	142	142	142	142	142	142	1 709	1 100	1 000	
Vote 12 - Financial Services		84	84	84	84	84	84	84	84	84	84	84	1 005	850	980	
Vote 13 - Human Settlements, Planning and Development		3 188	3 188	3 189	3 188	3 188	3 189	3 188	3 188	3 189	3 188	3 188	3 190	38 263	13 505	4 735
Vote 14 - [NAME OF VOTE 14]		-	-	-	-	-	-	-	-	-	-	-	-	-	-	-
Vote 15 - [NAME OF VOTE 15]		-	-	-	-	-	-	-	-	-	-	-	-	-	-	-
<b>Capital multi-year expenditure sub-total</b>	2	<b>47 452</b>	<b>47 452</b>	<b>77 243</b>	<b>47 452</b>	<b>47 452</b>	<b>78 371</b>	<b>47 452</b>	<b>47 452</b>	<b>77 233</b>	<b>47 452</b>	<b>47 452</b>	<b>89 692</b>	<b>702 154</b>	<b>698 487</b>	<b>433 089</b>
<b>Single-year expenditure to be appropriated</b>																
Vote 1 - Office of the Municipal Manager		-	-	4	-	-	4	-	-	4	-	-	4	15	15	15
Vote 2 - Corporate Services		293	293	304	293	293	304	293	293	304	293	293	305	3 563	715	1 180
Vote 3 - Corporate Services		62	62	62	62	62	62	62	62	62	62	62	63	750	-	-
Vote 4 - Corporate Services		39	39	49	39	39	49	39	39	49	39	39	49	508	-	-
Vote 5 - Community Services		3 562	3 562	3 574	3 562	3 562	3 574	3 562	3 562	3 574	3 562	3 562	4 649	43 864	9 040	-
Vote 6 - Community Services		2 217	2 217	2 504	2 247	2 217	2 534	2 217	2 217	2 504	2 217	2 217	7 111	32 417	30 188	11 145
Vote 7 - Community Services		125	125	125	125	125	125	125	125	125	125	125	125	1 500	1 008	2 965
Vote 8 - Civil Engineering Services		29 005	29 005	33 743	29 005	29 005	33 743	29 005	29 005	33 743	29 005	29 005	34 404	367 675	288 894	263 040
Vote 9 - Civil Engineering Services		56	56	56	56	56	56	56	56	56	56	56	56	672	-	-
Vote 10 - Electro-technical Services		4 128	4 128	8 546	4 128	4 128	8 546	4 128	4 128	8 546	4 128	4 128	8 546	67 210	77 878	57 680
Vote 11 - Financial Services		3	3	3	3	3	3	3	3	3	3	3	3	32	157	850
Vote 12 - Financial Services		42	42	42	42	42	42	42	42	42	42	42	42	500	2 000	500
Vote 13 - Human Settlements, Planning and Development		277	277	412	277	277	412	277	277	412	277	277	412	3 865	6 349	4 105
Vote 14 - [NAME OF VOTE 14]		-	-	-	-	-	-	-	-	-	-	-	-	-	-	-
Vote 15 - [NAME OF VOTE 15]		-	-	-	-	-	-	-	-	-	-	-	-	-	-	-
<b>Capital single-year expenditure sub-total</b>	2	<b>39 809</b>	<b>39 809</b>	<b>49 424</b>	<b>39 839</b>	<b>39 809</b>	<b>49 454</b>	<b>39 809</b>	<b>39 809</b>	<b>49 424</b>	<b>39 809</b>	<b>39 809</b>	<b>55 767</b>	<b>522 570</b>	<b>416 243</b>	<b>341 480</b>
<b>Total Capital Expenditure</b>	2	<b>87 261</b>	<b>87 261</b>	<b>126 667</b>	<b>87 291</b>	<b>87 261</b>	<b>127 825</b>	<b>87 261</b>	<b>87 261</b>	<b>126 657</b>	<b>87 261</b>	<b>87 261</b>	<b>145 459</b>	<b>1 224 724</b>	<b>1 114 730</b>	<b>774 569</b>

# Capital Expenditure - Functional 2024/25

WC044 George - Supporting Table SA29 Budgeted monthly capital expenditure (functional classification)

Description	Ref	Budget Year 2024/25												Medium Term Revenue and Expenditure Framework		
		July	August	Sept.	October	Nov.	Dec.	January	Feb.	March	April	May	June	Budget Year 2024/25	Budget Year +1 2025/26	Budget Year +2 2026/27
<b>Capital Expenditure - Functional</b>	1															
<b>Governance and administration</b>		103 292	103 292	103 645	103 322	103 292	103 665	103 292	103 292	103 635	103 292	103 292	(1 120 287)	17 025	11 505	10 233
Executive and council		-	-	-	-	-	-	-	-	-	-	-	-	-	-	-
Finance and administration		103 292	103 292	103 630	103 322	103 292	103 650	103 292	103 292	103 620	103 292	103 292	(1 120 302)	16 965	11 495	10 203
Internal audit		-	-	15	-	-	15	-	-	15	-	-	15	60	10	30
<b>Community and public safety</b>		7 842	7 842	7 948	7 842	7 842	7 948	7 842	7 842	7 948	7 842	7 842	8 989	95 571	64 393	30 775
Community and social services		925	925	925	925	925	925	925	925	925	925	925	925	11 103	6 170	5 750
Sport and recreation		3 951	3 951	3 951	3 951	3 951	3 951	3 951	3 951	3 951	3 951	3 951	4 931	48 394	12 540	5 000
Public safety		2 517	2 517	2 517	2 517	2 517	2 517	2 517	2 517	2 517	2 517	2 517	2 578	30 270	34 735	15 815
Housing		425	425	532	425	425	532	425	425	532	425	425	532	5 530	5 448	3 110
Health		23	23	23	23	23	23	23	23	23	23	23	23	275	5 500	1 100
<b>Economic and environmental services</b>		18 981	18 981	47 632	18 981	18 981	47 895	18 981	18 981	47 632	18 981	18 981	53 995	349 001	263 039	208 480
Planning and development		2 798	2 798	2 808	2 798	2 798	2 808	2 798	2 798	2 808	2 798	2 798	2 808	33 619	14 004	5 950
Road transport		16 183	16 183	44 823	16 183	16 183	45 087	16 183	16 183	44 823	16 183	16 183	51 186	315 382	249 035	202 530
Environmental protection		-	-	-	-	-	-	-	-	-	-	-	-	-	-	-
<b>Trading services</b>		59 164	59 164	69 461	59 164	59 164	70 336	59 164	59 164	69 461	59 164	59 164	80 058	762 627	774 644	524 977
Energy sources		14 641	14 641	19 368	14 641	14 641	19 368	14 641	14 641	19 368	14 641	14 641	19 368	194 600	199 955	144 898
Water management		22 510	22 510	27 515	22 510	22 510	27 515	22 510	22 510	27 515	22 510	22 510	27 516	290 145	295 688	114 533
Waste water management		20 902	20 902	21 467	20 902	20 902	22 342	20 902	20 902	21 467	20 902	20 902	22 673	255 167	248 701	250 396
Waste management		1 110	1 110	1 110	1 110	1 110	1 110	1 110	1 110	1 110	1 110	1 110	10 500	22 715	30 300	15 150
<b>Other</b>		42	42	42	42	42	42	42	42	42	42	42	42	500	1 150	105
<b>Total Capital Expenditure - Functional</b>	2	189 321	189 321	228 728	189 351	189 321	229 886	189 321	189 321	228 718	189 321	189 321	(977 204)	1 224 724	1 114 730	774 569
<b>Funded by:</b>																
National Government		24 726	24 726	35 636	24 726	24 726	35 636	24 726	24 726	35 636	24 726	24 726	35 637	340 354	57 261	59 947
Provincial Government		38	38	38	38	38	38	38	38	38	38	38	38	460	-	-
District Municipality		-	-	-	-	-	-	-	-	-	-	-	-	-	-	-
Other transfers and grants		-	-	-	-	-	-	-	-	-	-	-	-	-	-	-
<b>Transfers recognised - capital</b>		24 764	24 764	35 675	24 764	24 764	35 675	24 764	24 764	35 675	24 764	24 764	35 675	340 814	57 261	59 947
<b>Public contributions &amp; donations</b>		-	-	-	-	-	-	-	-	-	-	-	-	-	-	-
<b>Borrowing</b>		36 146	36 146	40 231	36 146	36 146	40 231	36 146	36 146	40 231	36 146	36 146	56 222	466 080	647 348	505 735
<b>Internally generated funds</b>		26 351	26 351	50 761	26 381	26 351	51 919	26 351	26 351	50 751	26 351	26 351	53 562	417 829	410 122	208 888
<b>Total Capital Funding</b>		87 261	87 261	126 667	87 291	87 261	127 825	87 261	87 261	126 657	87 261	87 261	145 459	1 224 724	1 114 730	774 569

### 3 Year Capital Plan 2024/25 - 2026/27

Directorate	Department	Project Code	Project Description	Start date	End date	Responsible Person	FINYEAR			Region	Function
							2024	2025	2026		
Civil Engineering Services	Giptn - Auxillary Cost	17CS125	Office Furniture	1 July 2024	30 June 2025	Director	71 500	-	-	Administrative or HeadOffice (Including Satellite Offices)	Administrative and Corporate Support
Civil Engineering Services	Giptn - Auxillary Cost	17CS140	Vehicles	1 July 2024	30 June 2025	Director	29 274	-	-	Administrative or HeadOffice (Including Satellite Offices)	Fire Fighting and Protection
Civil Engineering Services	Giptn - Auxillary Cost	18PS037	Bullet Proof Vest	1 July 2024	30 June 2025	Director	103 000	-	-	Administrative or HeadOffice (Including Satellite Offices)	Public Transport
Civil Engineering Services	Giptn - Auxillary Cost	19MM006	Office Equipment	1 July 2024	30 June 2025	Director	40 000	-	-	Administrative or HeadOffice (Including Satellite Offices)	Public Transport
Civil Engineering Services	Giptn - Auxillary Cost	21PS600	In Vehicle Technology (Ptng)	1 July 2024	30 June 2025	Director	394 067	-	-	Administrative or HeadOffice (Including Satellite Offices)	Public Transport
Civil Engineering Services	Giptn - Auxillary Cost	21PS604	It Equipment (Ptng)	1 July 2024	30 June 2025	Director	34 000	-	-	Administrative or HeadOffice (Including Satellite Offices)	Public Transport
Civil Engineering Services	Giptn - Auxillary Cost	23CO001	Inverters	1 July 2024	30 June 2025	Director	16 500	-	-	Administrative or HeadOffice (Including Satellite Offices)	Road and Traffic Regulation
Civil Engineering Services	Giptn - Auxillary Cost	24CS064	Blue Lights Vehicles	1 July 2024	30 June 2025	Director	60 799	-	-	Administrative or HeadOffice (Including Satellite Offices)	Public Transport

Directorate	Department	Project Code	Project Description	Start date	End date	Responsible Person	FINYEAR			Region	Function
							2024	2025	2026		
Civil Engineering Services	Giptn - Auxillary Cost	24FS001	Office Renovations And Office Space	1 July 2024	30 June 2025	Director	281 476	-	-	Administrative or HeadOffice (Including Satellite Offices)	Administrative and Corporate Support
Civil Engineering Services	Scientific Services	17CE046	Instrumentation	1 July 2024	30 June 2025	Director	-	1 000 000	1 000 000	Administrative or HeadOffice (Including Satellite Offices)	Laboratory Services
Civil Engineering Services	Scientific Services	18CE056	Furniture And Fittings - Laboratory	1 July 2024	30 June 2025	Director	75 000	-	-	Administrative or HeadOffice (Including Satellite Offices)	Laboratory Services

Directorate	Department	Project Code	Project Description	Start date	End date	Responsible Person	FINYEAR			Region	Function
							2024	2025	2026		
Civil Engineering Services	Scientific Services	19PS016	Renovations For laBoardroom	1 July 2024	30 June 2025	Director	200 000	4 500 000	100 000	Administrative or Head Office (Including Satellite Offices)	Administrative andCorporate Support
Civil Engineering Services	Secretariat Civil Engeneering Services	17CE001	Furniture And Fittings - Civil Admin	1 July 2024	30 June 2025	Director	200 000	100 000	100 000	Administrative or Head Office (Including Satellite Offices)	Administrative andCorporate Support
Civil Engineering Services	Secretariat Civil Engeneering Services	18CE004	End User Equipment (Pc'S Laptops And Peripheral Devices) - Civil	1 July 2024	30 June 2025	Director	220 000	100 000	80 000	Administrative or Head Office (Including Satellite Offices)	Administrative andCorporate Support
Civil Engineering Services	Secretariat Civil Engeneering Services	22CE003	Paving Of Streets(Dma)	1 July 2024	30 June 2025	Director	-	-	75 000	Uniondale	Administrative andCorporate Support
Civil Engineering Services	Storm Water And Stores	17CE003	Building Of Concrete Canals & Drains	1 July 2024	30 June 2025	Director	300 000	470 000	480 000	WC044 George	Roads
Civil Engineering Services	Storm Water And Stores	17CE011	Rebuilding Of Streets: Greater George	1 July 2024	30 June 2025	Director	19 000 000	19 000 000	27 000 000	Whole of the Municipality	Roads
Civil Engineering Services	Storm Water And Stores	17CE012	Street Resealing: Greater George	1 July 2024	30 June 2025	Director	19 000 000	19 000 000	21 000 000	Whole of the Municipality	Roads
Civil Engineering Services	Storm Water And Stores	17CE026	Giptn Road Rehabilitation	1 July 2024	30 June 2025	Director	25 106 178	10 000 000	10 000 000	Whole of the Municipality	Public Transport
Civil Engineering Services	Storm Water And Stores	17CE072	Upgrading Streets Uniondale	1 July 2024	30 June 2025	Director	4 700 000	4 700 000	4 600 000	Uniondale	Roads
Civil Engineering Services	Storm Water And Stores	17CE115	Upgrade Nelson Mandela Boulevard	1 July 2024	30 June 2025	Director	1 480 000	-	-	WC044 George	Roads
Civil Engineering Services	Storm Water And Stores	17CS119	Brushcutter	1 July 2024	30 June 2025	Director	21 000	-	-	Haarlem	Roads
Civil Engineering Services	Storm Water And Stores	18CE010	Upgrading Of Existing Stormwater Infrastructure	1 July 2024	30 June 2025	Director	9 800 000	7 400 000	9 800 000	Whole of the Municipality	Storm Water Management
Civil Engineering Services	Storm Water And Stores	18CE011	Rooidraai Road: Repairs To Slip Failure	1 July 2024	30 June 2025	Director	14 443 277	5 300 000	-	Herolds bay	Roads
Civil Engineering Services	Storm Water And Stores	18CE017	Upgrading Of Streets Haarlem	1 July 2024	30 June 2025	Director	4 000 000	4 500 000	4 500 000	Haarlem	Roads
Civil Engineering Services	Storm Water And Stores	18CE021	Upgrading Of Pienaar/Fotheringham	1 July 2024	30 June 2025	Director	4 900 000	9 800 000	9 800 000	Rosemoor	Roads
Civil Engineering Services	Storm Water And Stores	18CE022	Upgrading Of Whites Road	1 July 2024	30 June 2025	Director	-	8 000 000	21 800 000	Wilderness	Roads
Civil Engineering Services	Storm Water And Stores	18CE88	Giptn Shelters And Sidewalks	1 July 2024	30 June 2025	Director	4 250 000	-	-	WC044 George	Public Transport
Civil Engineering Services	Storm Water And Stores	18CS020	Bakkie - Dma Community	1 July 2024	30 June 2025	Director	550 000	-	-	Uniondale	Roads

Directorate	Department	Project Code	Project Description	Start date	End date	Responsible Person	FINYEAR			Region	Function
							2024	2025	2026		
Civil Engineering Services	Storm Water And Stores	18CS022	Weedeaters - Dma Community	1 July 2024	30 June 2025	Director	25 000	-	-	Haarlem	Roads

Directorate	Department	Project Code	Project Description	Start date	End date	Responsible Person	FINYEAR			Region	Function
							2024	2025	2026		
Civil Engineering Services	Storm Water And Stores	19CE007	Carports - Haarlem (Dma)	1 July 2024	30 June 2025	Director	35 000	-	-	Haarlem	Storm Water Management
Civil Engineering Services	Storm Water And Stores	19CE015	Upgrading Of Existing Stormwater Infrastructure (Thembaletu)	1 July 2024	30 June 2025	Director	-	480 000	-	WC044 George	Roads
Civil Engineering Services	Storm Water And Stores	19CE021	Construction Of Sidewalks: George Area	1 July 2024	30 June 2025	Director	4 800 000	4 800 000	4 900 000	Whole of the Municipality	Roads
Civil Engineering Services	Storm Water And Stores	20CE034	Tools And Equipment - Streets	1 July 2024	30 June 2025	Director	225 000	100 000	100 000	Whole of the Municipality	Roads
Civil Engineering Services	Storm Water And Stores	21PD005	Property Development - Sweapea Street Residential Erven Project - Roads	1 July 2024	30 June 2025	Director	2 457 680	-	-	WC044 George	Roads
Civil Engineering Services	Storm Water And Stores	21PD007	Paving Cbd - St Marks	1 July 2024	30 June 2025	Director	3 000 000	13 250 000	13 250 000	Administrative or Head Office (Including Satellite Offices)	Town Planning, Building Regulations and Enforcement, and City Engineer
Civil Engineering Services	Storm Water And Stores	22CE006	Upgrading Stormwater Infrastructure(George South)	1 July 2024	30 June 2025	Director	1 901 000	47 500 000	47 500 000	WC044 George	Roads
Civil Engineering Services	Storm Water And Stores	22CE011	1Ton Sc 4X4 Ldv	1 July 2024	30 June 2025	Director	600 000	-	-	Whole of the Municipality	Roads
Civil Engineering Services	Storm Water And Stores	22CE015	Trailers - Streets	1 July 2024	30 June 2025	Director	135 000	-	-	Whole of the Municipality	Roads
Civil Engineering Services	Storm Water And Stores	22CS026	4 Ton Tipper Trucks	1 July 2024	30 June 2025	Director	-	-	450 000	Uniondale	Storm Water Management
Civil Engineering Services	Storm Water And Stores	23CS011	Rand Street Extention	1 July 2024	30 June 2025	Director	2 500 000	1 155 000	-	WC044 George	Roads
Civil Engineering Services	Storm Water And Stores	23CS121	Ngcani Street	1 July 2024	30 June 2025	Director	11 550 000	11 850 000	-	George	Public Transport
Civil Engineering Services	Storm Water And Stores	23CS125	Garden Route Transfer Station	1 July 2024	30 June 2025	Director	526 317	-	-	WC044 George	Public Transport
Civil Engineering Services	Storm Water And Stores	23FL001	Streets And Storm Water General	1 July 2024	30 June 2025	Director	1 000	-	-	Herolds bay	Roads
Civil Engineering Services	Storm Water And Stores	23FL002	Streets And Storm Water(Specific Projects)	1 July 2024	30 June 2025	Director	1 000	-	-	Herolds bay	Roads
Civil Engineering Services	Storm Water And Stores	24CE005	Hope Street Reconstruction	1 July 2024	30 June 2025	Director	7 500 000	9 500 000	-	WC044 George	Roads
Civil Engineering Services	Storm Water And Stores	24CE008	Upgrade Stormwater - Herolds Bay	1 July 2024	30 June 2025	Director	2 850 000	3 800 000	-	Herolds bay	Storm Water Management
Civil Engineering Services	Storm Water And Stores	24CE030	Upgrading Of Existing Roads Delville Park	1 July 2024	30 June 2025	Director	14 800 000	5 800 000	-	Delville Park	Roads
Civil Engineering Services	Storm Water And Stores	24CE032	Pw Botha Boulevard	1 July 2024	30 June 2025	Director	19 000 000	19 000 000	14 000 000	WC044 George	Roads

Directorate	Department	Project Code	Project Description	Start date	End date	Responsible Person	FINYEAR			Region	Function
							2024	2025	2026		
Civil Engineering Services	Storm Water And Stores	24CE102	Resealing Main Building Parking Area	1 July 2024	30 June 2025	Director	2 450 000	-	-	Whole of the Municipality	Roads



Directorate	Department	Project Code	Project Description	Start date	End date	Responsible Person	FINYEAR			Region	Function
							2024	2025	2026		
Civil Engineering Services	Storm Water And Stores	24CE103	Upgrade Haarlem Stormwater	1 July 2024	30 June 2025	Director	-	450 000	7 221 740	Haarlem	Storm Water Management
Civil Engineering Services	Storm Water And Stores	24CE104	Upgrade Uniondale Stormwater	1 July 2024	30 June 2025	Director	-	450 000	7 221 740	Uniondale	Storm Water Management
Civil Engineering Services	Storm Water And Stores	24CE105	Upgrade Of Stormwater: Rosemoor: Ph2	1 July 2024	30 June 2025	Director	450 000	8 438 503	-	Whole of the Municipality	Storm Water Management
Civil Engineering Services	Storm Water And Stores	24CE106	Upgrade Thembalethu Zone 3-8 Stormwater	1 July 2024	30 June 2025	Director	-	1 000 000	1 000 000	Zone 3	Storm Water Management
Civil Engineering Services	Storm Water And Stores	24CE107	Plate Compactor - Dma	1 July 2024	30 June 2025	Director	15 000	-	-	Uniondale	Storm Water Management
Civil Engineering Services	Storm Water And Stores	24CE108	Air Conditioning - Uniondale Office	1 July 2024	30 June 2025	Director	7 500	-	-	Uniondale	Storm Water Management
Civil Engineering Services	Storm Water And Stores	24CE109	Fridge - Uniondale Office	1 July 2024	30 June 2025	Director	3 500	-	-	Uniondale	Storm Water Management
Civil Engineering Services	Storm Water And Stores	24CE110	Digger Loader - Dma	1 July 2024	30 June 2025	Director	-	1 400 000	-	WC044 George	Water Distribution
Civil Engineering Services	Storm Water And Stores	24CE111	Roller Compactor - Dma	1 July 2024	30 June 2025	Director	-	300 000	-	WC044 George	Water Distribution
Civil Engineering Services	Storm Water And Stores	24CE112	Circular Saw	1 July 2024	30 June 2025	Director	3 500	-	-	Haarlem	Roads
Civil Engineering Services	Storm Water And Stores	24CE200	Upgrade Thembalethu Stormwater	1 July 2024	30 June 2025	Director	350 000	10 150 000	4 782 609	Zone 9	Storm Water Management
Civil Engineering Services	Storm Water And Stores	24CE250	Road Rehab: Beer Phase 2	1 July 2024	30 June 2025	Director	3 815 000	-	-	Conville	Roads
Civil Engineering Services	Storm Water And Stores	24CE251	Road Rehab: Cradock Street : Hibernia - Market	1 July 2024	30 June 2025	Director	3 200 000	-	-	George	Roads
Civil Engineering Services	Storm Water And Stores	24CE252	Road Rehab: Genesis Phase 2	1 July 2024	30 June 2025	Director	3 400 000	-	-	Rosedale	Roads
Civil Engineering Services	Storm Water And Stores	24CE253	Road Rehab: Jeriko Street, Thembalethu, Fourways	1 July 2024	30 June 2025	Director	1 000 000	-	-	Zone 9	Roads
Civil Engineering Services	Storm Water And Stores	24CE254	Road Rehab: Lingelethu Street: Tabata - Makhasa	1 July 2024	30 June 2025	Director	2 250 000	-	-	Zone 9	Roads
Civil Engineering Services	Storm Water And Stores	24CE255	Road Rehab: Protea Phase 2	1 July 2024	30 June 2025	Director	4 850 000	-	-	WC044 George	Roads
Civil Engineering Services	Storm Water And Stores	24CE256	Sidewalks: Ua Compliance : Thembalethu	1 July 2024	30 June 2025	Director	2 000 000	-	-	Zone 9	Roads
Civil Engineering Services	Storm Water And Stores	24CE257	Nmb / Ngcakani (Fourways) : Transfer Locations	1 July 2024	30 June 2025	Director	870 000	-	-	Zone 9	Roads
Civil Engineering Services	Storm Water And Stores	24CE258	Phase 5 & 6: Transfer Locations	1 July 2024	30 June 2025	Director	900 000	-	-	WC044 George	Roads
Civil Engineering Services	Storm Water And Stores	24CS011	Upgrade Rosemoor Stormwater	1 July 2024	30 June 2025	Director	1 750 000	850 000	-	Rosemoor	Storm Water Management

Directorate	Department	Project Code	Project Description	Start date	End date	Responsible Person	FINYEAR			Region	Function
							2024	2025	2026		
Civil Engineering Services	Storm Water And Stores	24CS012	Rebuilding Upgrading Of Pienaar/Fotheringham	1 July 2024	30 June 2025	Director	9 700 000	14 000 000	-	Rosemoor	Roads

Directorate	Department	Project Code	Project Description	Start date	End date	Responsible Person	FINYEAR			Region	Function
							2024	2025	2026		
Civil Engineering Services	Storm Water And Stores	24CS013	Upgrading Of Jonga Street	1 July 2024	30 June 2025	Director	2 450 000	-	-	Zone 9	Roads
Civil Engineering Services	Storm Water And Stores	24CS014	Mechanical Broom	1 July 2024	30 June 2025	Director	5 500 000	-	-	WC044 George	Roads
Civil Engineering Services	Storm Water And Stores	24CS123	Judg: Upgrade Of Stormwater: Rosemoor: Ph1	1 July 2024	30 June 2025	Director	-	4 359 057	1 000 000	Rosemoor	Storm Water Management
Civil Engineering Services	Storm Water And Stores	25CE001	Gwaiing Area Services - Streets	1 July 2024	30 June 2025	Director	-	14 180 000	5 550 000	WC044 George	Roads
Civil Engineering Services	Storm Water And Stores	25CE003	Metro Grounds Industrial - Streets	1 July 2024	30 June 2025	Director	-	900 000	8 000 000	WC044 George	Roads
Civil Engineering Services	Storm Water And Stores	25CE102	Croc Farm Services - Streets	1 July 2024	30 June 2025	Director	3 000 000	20 000 000	10 000 000	WC044 George	Roads
Civil Engineering Services	Storm Water And Stores	CES014	Sidewalks: Ua Compliance	1 July 2024	30 June 2025	Director	1 070 000	-	-	Whole of the Municipality	Roads
Civil Engineering Services	Storm Water And Stores	CES017	Road Rehab: Airway Road Curve Improvements	1 July 2024	30 June 2025	Director	1 019 000	-	-	Blanco	Roads
Civil Engineering Services	Storm Water And Stores	CES019	Road Rehab: Beer: Phase 1	1 July 2024	30 June 2025	Director	3 815 000	-	-	Conville	Roads
Civil Engineering Services	Storm Water And Stores	CES020	Road Rehab: Beukes: Geelhout-Beach	1 July 2024	30 June 2025	Director	4 425 000	-	-	Pacaltsdorp	Roads
Civil Engineering Services	Storm Water And Stores	CES021	Road Rehab: Genesis - Pahse 1	1 July 2024	30 June 2025	Director	3 400 000	-	-	Rosedale	Roads
Civil Engineering Services	Storm Water And Stores	CES023	Road Rehab: Haydn (Rose-Heather), Heather And Rose (Hiniscus-Haydn) Streets	1 July 2024	30 June 2025	Director	7 150 000	-	-	Seaview	Roads
Civil Engineering Services	Storm Water And Stores	CES024	Road Rehab: Mission: Clinic-Protea	1 July 2024	30 June 2025	Director	7 800 000	-	-	Pacaltsdorp	Roads
Civil Engineering Services	Storm Water And Stores	CES025	Road Rehab: Ngcakani: Ntaka-Nmb Extention, Incl Khozi &	1 July 2024	30 June 2025	Director	16 500 000	-	-	Zone 9	Roads
Civil Engineering Services	Storm Water And Stores	CES026	Road Rehab: O'Connell: Fort heringham-Niewoudt, Incl Woltemade Street	1 July 2024	30 June 2025	Director	8 225 000	-	-	Rosemoor	Roads
Civil Engineering Services	Storm Water And Stores	CES027	Road Rehab: Pine: Witfontein-Meent	1 July 2024	30 June 2025	Director	7 946 643	-	-	Blanco	Roads
Civil Engineering Services	Storm Water And Stores	CES028	Road Rehab: Plattner: Airway-York	1 July 2024	30 June 2025	Director	1 000 000	-	-	Roovierivier	Roads
Civil Engineering Services	Storm Water And Stores	CES029	Road Rehab: Protea: - Phase 1	1 July 2024	30 June 2025	Director	4 850 000	-	-	Pacaltsdorp	Roads
Civil Engineering Services	Storm Water And Stores	CES030	Road Rehab: Pw Botha: York-Nmb	1 July 2024	30 June 2025	Director	21 500 000	-	-	Tamsui	Roads

Directorate	Department	Project Code	Project Description	Start date	End date	Responsible Person	FINYEAR			Region	Function
							2024	2025	2026		
Civil Engineering Services	Storm Water And Stores	CES031	Road Rehab: Tabata: Mbewu-26Th, Incl 26Th: Tabata-	1 July 2024	30 June 2025	Director	10 500 000	-	-	Zone 9	Roads

Directorate	Department	Project Code	Project Description	Start date	End date	Responsible Person	FINYEAR			Region	Function
							2024	2025	2026		
Civil Engineering Services	Storm Water And Stores	CES400	Market Street Hostel: Transfer Locations	1 July 2024	30 June 2025	Director	1 650 000	-	-	George	Roads
Civil Engineering Services	Waste Water Networks	17CE054	Network Rehab - Sewerage	1 July 2024	30 June 2025	Director	4 470 000	4 470 000	4 460 000	WC044 George	Sewerage
Civil Engineering Services	Waste Water Networks	17CE056	Upgrade Pumpstations - Sewer	1 July 2024	30 June 2025	Director	15 850 000	15 750 000	15 850 000	Hansmoeskraal 202	Sewerage
Civil Engineering Services	Waste Water Networks	17CE058	Super Sucker - Sewer	1 July 2024	30 June 2025	Director	4 850 000	-	-	Hansmoeskraal 202	Sewerage
Civil Engineering Services	Waste Water Networks	17CE060	Thembaletu Bulk Sewer	1 July 2024	30 June 2025	Director	18 106 586	23 483 556	25 000 000	Ward 5	Sewerage
Civil Engineering Services	Waste Water Networks	17CE091	Wilderness Kleinkrantz Main Sewer Line Upgrade	1 July 2024	30 June 2025	Director	7 046 904	-	-	Ward 4	Waste Water Treatment
Civil Engineering Services	Waste Water Networks	17CE106	Thembaletu P/S 6	1 July 2024	30 June 2025	Director	18 000 000	4 800 000	-	Whole of the Municipality	Sewerage
Civil Engineering Services	Waste Water Networks	17CS126	Generator	1 July 2024	30 June 2025	Director	290 000	285 000	-	Administrative or Head Office (Including Satellite Offices)	Electricity
Civil Engineering Services	Waste Water Networks	17CS201	Tools And Equipment	1 July 2024	30 June 2025	Director	95 000	-	-	Administrative or Head Office (Including Satellite Offices)	Fire Fighting and Protection
Civil Engineering Services	Waste Water Networks	18CE052	Them Uisp Phase 3 Area 5, 6A&B- Extension Of Sewer Main Towards Area 2	1 July 2024	30 June 2025	Director	5 100 000	480 000	-	Hansmoeskraal 202	Sewerage
Civil Engineering Services	Waste Water Networks	18CS020	Bakkie - Dma Community	1 July 2024	30 June 2025	Director	-	600 000	-	Uniondale	Roads
Civil Engineering Services	Waste Water Networks	18ET094	Crane Truck - Elec	1 July 2024	30 June 2025	Director	850 000	-	-	Hansmoeskraal 202	Sewerage
Civil Engineering Services	Waste Water Networks	19CE002	Jetmachine (Dma)	1 July 2024	30 June 2025	Director	1 500 000	-	-	Hansmoeskraal 202	Sewerage
Civil Engineering Services	Waste Water Networks	19CE040	Tipper Truck	1 July 2024	30 June 2025	Director	1 500 000	-	-	WC044 George	Sewerage
Civil Engineering Services	Waste Water Networks	19CE051	Telemetry And Service Network System	1 July 2024	30 June 2025	Director	500 000	500 000	500 000	Whole of the Municipality	Sewerage
Civil Engineering Services	Waste Water Networks	19CE052	Two-Way Radio Systems	1 July 2024	30 June 2025	Director	40 000	40 000	40 000	WC044 George	Sewerage
Civil Engineering Services	Waste Water Networks	19CE054	Upgrading Depot Facilities	1 July 2024	30 June 2025	Director	2 450 000	1 900 000	150 000	Whole of the Municipality	Sewerage
Civil Engineering Services	Waste Water Networks	19CE057	Upgrading Of Meul Street Pumpstation	1 July 2024	30 June 2025	Director	20 000 000	20 000 000	-	Whole of the Municipality	Sewerage
Civil Engineering Services	Waste Water Networks	19CE058	Upgrading Of Eden Pumpstation (Mechanical)	1 July 2024	30 June 2025	Director	26 186 497	-	-	Whole of the Municipality	Sewerage

Directorate	Department	Project Code	Project Description	Start date	End date	Responsible Person	FINYEAR			Region	Function
							2024	2025	2026		
Civil Engineering Services	Waste Water Networks	19CE059	Schaapkop Pumpstation (Install Inlet Screens)	1 July 2024	30 June 2025	Director	27 079 779	26 700 000	-	Whole of the Municipality	Sewerage

Directorate	Department	Project Code	Project Description	Start date	End date	Responsible Person	FINYEAR			Region	Function
							2024	2025	2026		
Civil Engineering Services	Waste Water Networks	19CE062	Herolds Bay Pump Station	1 July 2024	30 June 2025	Director	1 900 000	11 800 000	19 300 000	Hansmoeskraal 202	Sewerage
Civil Engineering Services	Waste Water Networks	19CE065	Honey Suckers Trucks For Pumpstations	1 July 2024	30 June 2025	Director	1 200 000	-	-	WC044 George	Sewerage
Civil Engineering Services	Waste Water Networks	20CE021	Thembaletu Uisp Bulks	1 July 2024	30 June 2025	Director	3 478 260	-	-	Whole of the Municipality	Sewerage
Civil Engineering Services	Waste Water Networks	20CE023	Upgr Blue Mountain 2 Pumpstation (Mechanical)	1 July 2024	30 June 2025	Director	980 000	-	-	Whole of the Municipality	Sewerage
Civil Engineering Services	Waste Water Networks	20CE024	Erf 325 West Internal Sewer Pumpstation & Rising Main	1 July 2024	30 June 2025	Director	-	1 400 000	1 400 000	Whole of the Municipality	Sewerage
Civil Engineering Services	Waste Water Networks	20CE041	Upgrade Electrical Switch Gear At Sewer Pump	1 July 2024	30 June 2025	Director	1 180 000	2 300 000	2 300 000	WC044 George	Sewerage
Civil Engineering Services	Waste Water Networks	20CS012	Fridge - Dma	1 July 2024	30 June 2025	Director	4 500	-	-	Whole of the Municipality	Sewerage
Civil Engineering Services	Waste Water Networks	20CS026	Security Fencing	1 July 2024	30 June 2025	Director	1 850 000	1 850 000	-	Whole of the Municipality	Waste Water Treatment
Civil Engineering Services	Waste Water Networks	20CS065	Bakkies	1 July 2024	30 June 2025	Director	1 000 000	500 000	-	Administrative or Head Office (Including Satellite Offices)	Housing
Civil Engineering Services	Waste Water Networks	21CE003	Upgrading Of Access Roads & Fencing (Pump Stations)	1 July 2024	30 June 2025	Director	850 000	920 000	1 000 000	Hansmoeskraal 202	Sewerage
Civil Engineering Services	Waste Water Networks	21CE005	Thembaletu N2 Bulk Sewer	1 July 2024	30 June 2025	Director	2 450 000	16 800 000	18 000 000	WC044 George	Sewerage
Civil Engineering Services	Waste Water Networks	21CE006	Pacaltsdorp Pumpstation 3 Upgrade	1 July 2024	30 June 2025	Director	6 000 000	25 000 000	40 650 000	WC044 George	Sewerage
Civil Engineering Services	Waste Water Networks	21PD004	Property Development - Sweapea Street Residential Erven Project - Sewer	1 July 2024	30 June 2025	Director	1 915 000	-	-	WC044 George	Sewerage
Civil Engineering Services	Waste Water Networks	22CS108	Clay Street Industrial Erven Project - Sewer	1 July 2024	30 June 2025	Director	270 000	-	-	Whole of the Municipality	Sewerage
Civil Engineering Services	Waste Water Networks	22PS015	1X 1Ton 4X4 Dc Ldv	1 July 2024	30 June 2025	Director	-	600 000	-	Hansmoeskraal 202	Sewerage
Civil Engineering Services	Waste Water Networks	23FL005	Network Rehabilitation	1 July 2024	30 June 2025	Director	3 970 000	3 970 000	3 960 000	Kleinkrantz	Sewerage
Civil Engineering Services	Waste Water Networks	24CE024	Alternative Energy Project	1 July 2024	30 June 2025	Director	-	4 200 000	2 500 000	Whole of the Municipality	Sewerage
Civil Engineering Services	Waste Water Networks	24CE100	Uniondale Sewer Network	1 July 2024	30 June 2025	Director	1 480 000	1 480 000	1 480 000	Uniondale	Sewerage
Civil Engineering Services	Waste Water Networks	24CE101	Ebb And Flow Pipe Bridge	1 July 2024	30 June 2025	Director	980 000	730 000	-	Kleinkrantz	Sewerage
Civil Engineering Services	Waste Water Networks	24CM655	Upgrade Kleinkrantz Pumpstation	1 July 2024	30 June 2025	Director	970 000	-	-	Whole of the Municipality	Sewerage

Directorate	Department	Project Code	Project Description	Start date	End date	Responsible Person	FINYEAR			Region	Function
							2024	2025	2026		
Civil Engineering Services	Waste Water Networks	24CS653	Upgrade Wilderness Pumpstation	1 July 2024	30 June 2025	Director	970 000	-	-	Whole of the Municipality	Sewerage



Directorate	Department	Project Code	Project Description	Start date	End date	Responsible Person	FINYEAR			Region	Function
							2024	2025	2026		
Civil Engineering Services	Waste Water Networks	24FS007	Microwave	1 July 2024	30 June 2025	Director	3 500	-	-	George Industrial	Water Distribution
Civil Engineering Services	Water And Sanitation Projects	17CS126	Generator	1 July 2024	30 June 2025	Director	6 240 000	-	-	Administrative or Head Office (Including Satellite Offices)	Electricity
Civil Engineering Services	Water And Sanitation Projects	18CE059	Fence At Gwaing Wwtw	1 July 2024	30 June 2025	Director	2 640 000	-	-	Whole of the Municipality	Waste Water Treatment
Civil Engineering Services	Water And Sanitation Projects	19CE072	Fencing - Heroldsbay Wwtw	1 July 2024	30 June 2025	Director	1 460 000	1 150 000	-	Herolds bay	Waste Water Treatment
Civil Engineering Services	Water And Sanitation Projects	20CE028	Fencing - Uniondale Wwtw	1 July 2024	30 June 2025	Director	1 860 000	1 850 000	-	Uniondale	Waste Water Treatment
Civil Engineering Services	Water And Sanitation Projects	20CE029	Refurbishment Of Belt Presses At Gwaing Wwtw	1 July 2024	30 June 2025	Director	-	980 000	-	Administrative or Head Office (Including Satellite Offices)	Waste Water Treatment
Civil Engineering Services	Water And Sanitation Projects	20CE035	Tools And Equipment - Wwtw	1 July 2024	30 June 2025	Director	70 000	80 000	80 000	Administrative or Head Office (Including Satellite Offices)	Waste Water Treatment
Civil Engineering Services	Water And Sanitation Projects	21CE041	Flood Damage - GwaingWwtw - Slip Failure Maturation Plants	1 July 2024	30 June 2025	Director	5 850 000	450 000	-	Whole of the Municipality	Waste Water Treatment
Civil Engineering Services	Water And Sanitation Projects	22CE032	Gwaing Wwtw: Ph 2: Digestor & Pst Sludge Pumpst, Inlet And Outlet	1 July 2024	30 June 2025	Director	5 850 000	12 550 000	35 000 000	Whole of the Municipality	Waste Water Treatment
Civil Engineering Services	Water And Sanitation Projects	22CE036	Uf Plant - Rehabilitation	1 July 2024	30 June 2025	Director	3 750 000	18 000 000	47 250 000	WC044 George	Waste Water Treatment
Civil Engineering Services	Water And Sanitation Projects	22CE039	Fence - Outeniqua Wwtw	1 July 2024	30 June 2025	Director	1 860 000	-	-	Whole of the Municipality	Waste Water Treatment
Civil Engineering Services	Water And Sanitation Projects	22CE040	Paving - Gwaing Wwtw	1 July 2024	30 June 2025	Director	95 000	1 705 000	-	Whole of the Municipality	Waste Water Treatment
Civil Engineering Services	Water And Sanitation Projects	22CE042	Haarlem Wwtw- Office	1 July 2024	30 June 2025	Director	870 000	480 000	-	Haarlem	Waste Water Treatment

Directorate	Department	Project Code	Project Description	Start date	End date	Responsible Person	FINYEAR			Region	Function
							2024	2025	2026		
Civil Engineering Services	Water And Sanitation Projects	22CE043	Outeniqua Wwtw- Office	1 July 2024	30 June 2025	Director	275 000	-	-	Whole of the Municipality	Waste Water Treatment

Directorate	Department	Project Code	Project Description	Start date	End date	Responsible Person	FINYEAR			Region	Function
							2024	2025	2026		
Civil Engineering Services	Water And Sanitation Projects	24CE017	Heroldsbay Wwtw - Concrete Walls Of Ponds	1 July 2024	30 June 2025	Director	12 300 000	-	-	Whole of the Municipality	Waste Water Treatment
Civil Engineering Services	Water And Sanitation Projects	24CS054	Fence At Haarlem Wwtw	1 July 2024	30 June 2025	Director	1 470 000	-	-	Haarlem	Waste Water Treatment
Civil Engineering Services	Water And Sanitation Projects	24CS055	Kleinkrantz Wwtw:Dewatering Facility	1 July 2024	30 June 2025	Director	9 800 000	8 000 000	-	Kleinkrantz	Waste Water Treatment
Civil Engineering Services	Water Distribution	17CE035	Provision Of Water Tanks	1 July 2024	30 June 2025	Director	10 000	220 000	100 000	George Industrial	Water Distribution
Civil Engineering Services	Water Distribution	17CE036	Network Rehabilitation - Water	1 July 2024	30 June 2025	Director	16 000 000	10 500 000	12 250 000	Whole of the Municipality	Water Distribution
Civil Engineering Services	Water Distribution	17CE088	Pacaltsdorp Link ( Erf 325 East)	1 July 2024	30 June 2025	Director	-	485 589	-	Pacaltsdorp	Water Distribution
Civil Engineering Services	Water Distribution	18CE027	Kraaibosch Reservoir 6Mi	1 July 2024	30 June 2025	Director	-	1 080 000	6 420 000	Whole of the Municipality	Water Distribution
Civil Engineering Services	Water Distribution	18CE028	Pressure Reducing Valves	1 July 2024	30 June 2025	Director	3 000 000	5 300 000	5 700 000	WC044 George	Water Distribution
Civil Engineering Services	Water Distribution	18CE090	Bakkies - Water Distribution	1 July 2024	30 June 2025	Director	600 000	-	-	Whole of the Municipality	Water Distribution
Civil Engineering Services	Water Distribution	19CE009	Tools And Equipment (Dma)	1 July 2024	30 June 2025	Director	25 000	25 000	-	WC044 George	Water Distribution
Civil Engineering Services	Water Distribution	19CE032	Installation Of Smart Meters	1 July 2024	30 June 2025	Director	5 000 000	15 000 000	25 000 000	Whole of the Municipality	Water Distribution
Civil Engineering Services	Water Distribution	19CE033	Upgrading Depot Facilities	1 July 2024	30 June 2025	Director	2 800 000	2 700 000	-	Whole of the Municipality	Water Distribution
Civil Engineering Services	Water Distribution	19CE035	Airport Mainline Upgrade	1 July 2024	30 June 2025	Director	2 300 000	11 700 000	1 000 000	Whole of the Municipality	Water Distribution
Civil Engineering Services	Water Distribution	19CE036	Kaaimans Transnet Bridge Upgrading	1 July 2024	30 June 2025	Director	980 000	2 720 000	-	Whole of the Municipality	Water Distribution
Civil Engineering Services	Water Distribution	19CE041	Two-Way Radio Systems	1 July 2024	30 June 2025	Director	85 000	85 000	-	George Industrial	Water Distribution
Civil Engineering Services	Water Distribution	19CE042	Trailers For Tools And Equipment	1 July 2024	30 June 2025	Director	135 000	135 000	-	George Industrial	Water Distribution
Civil Engineering Services	Water Distribution	20CE001	Fridge - Dma	1 July 2024	30 June 2025	Director	4 500	-	-	WC044 George	Water Distribution
Civil Engineering Services	Water Distribution	20CE030	Telemetry And Loggers - Water Distribution	1 July 2024	30 June 2025	Director	490 000	490 000	420 000	George Industrial	Water Distribution
Civil Engineering Services	Water Distribution	20CE033	Installation Of New Meters - Water Distribution	1 July 2024	30 June 2025	Director	1 180 000	980 000	740 000	Whole of the Municipality	Water Distribution
Civil Engineering Services	Water Distribution	20CE038	Tools And Equipment - Water	1 July 2024	30 June 2025	Director	200 000	200 000	200 000	Whole of the Municipality	Water Distribution

Directorate	Department	Project Code	Project Description	Start date	End date	Responsible Person	FINYEAR			Region	Function
							2024	2025	2026		
Civil Engineering Services	Water Distribution	20CS034	Furniture And Office Equipment	1 July 2024	30 June 2025	Director	100 000	60 000	60 000	Whole of the Municipality	Water Distribution

Directorate	Department	Project Code	Project Description	Start date	End date	Responsible Person	FINYEAR			Region	Function
							2024	2025	2026		
Civil Engineering Services	Water Distribution	20CS065	Bakkies	1 July 2024	30 June 2025	Director	350 000	-	-	Administrative or Head Office (Including Satellite Offices)	Water Distribution
Civil Engineering Services	Water Distribution	21CE020	Installation Of Bulk Meters	1 July 2024	30 June 2025	Director	2 900 000	5 400 000	4 500 000	Whole of the Municipality	Water Distribution
Civil Engineering Services	Water Distribution	21PD003	Property Development - Sweapea Street Residential Erven Project - Water	1 July 2024	30 June 2025	Director	592 280	-	-	WC044 George	Water Distribution
Civil Engineering Services	Water Distribution	22CE017	Installation Of Burst Control Valves	1 July 2024	30 June 2025	Director	2 220 000	2 200 000	-	Whole of the Municipality	Water Distribution
Civil Engineering Services	Water Distribution	22CE018	Installation Of New Water Connections	1 July 2024	30 June 2025	Director	900 000	800 000	800 000	Whole of the Municipality	Water Distribution
Civil Engineering Services	Water Distribution	22CE019	Uniondale Water Network Rehabilitation	1 July 2024	30 June 2025	Director	680 000	680 000	-	Uniondale	Water Distribution
Civil Engineering Services	Water Distribution	22CE021	Clay Street Industrial Erven Project - Water	1 July 2024	30 June 2025	Director	90 000	-	-	Whole of the Municipality	Water Distribution
Civil Engineering Services	Water Distribution	22CE022	Ossie Urban Street Industrial Erven Project -	1 July 2024	30 June 2025	Director	400 000	-	-	WC044 George	Water Distribution
Civil Engineering Services	Water Distribution	23CS013	Upgrading Of Conville Water: Phase 1	1 July 2024	30 June 2025	Director	846 647	-	-	Conville	Water Distribution
Civil Engineering Services	Water Distribution	24CE015	Airconditioning / Airconditioners	1 July 2024	30 June 2025	Director	90 000	20 000	20 000	WC044 George	Water Distribution
Civil Engineering Services	Water Distribution	24CE020	Upgrading Of Parkdene Water Phase 1	1 July 2024	30 June 2025	Director	10 917 718	-	-	Parkdene	Water Distribution
Civil Engineering Services	Water Distribution	24CE022	Upgrading Of Parkdene Water Phase 2	1 July 2024	30 June 2025	Director	-	577 581	869 565	Andersonville	Water Distribution
Civil Engineering Services	Water Distribution	24CE110	Digger Loader - Dma	1 July 2024	30 June 2025	Director	1 400 000	-	-	WC044 George	Water Distribution
Civil Engineering Services	Water Distribution	24CE111	Roller Compactor - Dma	1 July 2024	30 June 2025	Director	-	300 000	-	WC044 George	Water Distribution
Civil Engineering Services	Water Distribution	24CE19	Upgrading Of Conville Water Phase 2	1 July 2024	30 June 2025	Director	8 063 185	-	-	Conville	Water Distribution
Civil Engineering Services	Water Distribution	24CS068	Carport For Vehicles - Dma	1 July 2024	30 June 2025	Director	35 000	-	-	George Industrial	Water Distribution
Civil Engineering Services	Water Distribution	24CS069	4 Ton Tipper Truck - Dma	1 July 2024	30 June 2025	Director	-	450 000	-	WC044 George	Water Distribution
Civil Engineering Services	Water Distribution	24CS654	Upgrading Of Thembaletu Water (Ward 13): Phase 1	1 July 2024	30 June 2025	Director	438 171	884 783	1 353 479	Zone 3	Water Distribution
Civil Engineering Services	Water Distribution	24CS709	Upgrading Of Pacaltsdorp Water (Andersonville): Phase	1 July 2024	30 June 2025	Director	175 000	350 000	350 000	Andersonville	Water Distribution
Civil Engineering Services	Water Distribution	24FS007	Microwave	1 July 2024	30 June 2025	Director	3 500	-	-	George Industrial	Water Distribution

Directorate	Department	Project Code	Project Description	Start date	End date	Responsible Person	FINYEAR			Region	Function
							2024	2025	2026		
Civil Engineering Services	Water Treatment	17CE046	Instrumentation	1 July 2024	30 June 2025	Director	180 000	210 000	200 000	Administrative or Head Office (Including Satellite Offices)	Laboratory Services
Civil Engineering Services	Water Treatment	17CE047	Telemetry - Water Purification	1 July 2024	30 June 2025	Director	780 000	-	410 000	Whole of the Municipality	Water Treatment
Civil Engineering Services	Water Treatment	17CE090	Generators - Water Purification	1 July 2024	30 June 2025	Director	3 900 000	-	-	Whole of the Municipality	Water Treatment
Civil Engineering Services	Water Treatment	17CE100	Extension Of Waterworks 20MI	1 July 2024	30 June 2025	Director	74 055 714	5 300 000	-	Whole of the Municipality	Water Treatment
Civil Engineering Services	Water Treatment	17CE102	Dam Safety Construction	1 July 2024	30 June 2025	Director	1 480 000	3 700 000	4 600 000	Whole of the Municipality	Water Treatment
Civil Engineering Services	Water Treatment	17CS201	Tools And Equipment	1 July 2024	30 June 2025	Director	95 000	185 000	190 000	Administrative or Head Office (Including Satellite Offices)	Water Treatment
Civil Engineering Services	Water Treatment	18CE033	Uniondale Reservoir (500kl)	1 July 2024	30 June 2025	Director	4 750 000	15 500 000	4 750 000	Uniondale	Water Storage
Civil Engineering Services	Water Treatment	18CE034	Pacaltsdorp 14,5MI Reservoir And 2,4MI Water	1 July 2024	30 June 2025	Director	43 803 086	42 000 000	-	Haarlem	Water Treatment
Civil Engineering Services	Water Treatment	19CE043	Backup Generator At Grd	1 July 2024	30 June 2025	Director	480 000	3 800 000	-	Whole of the Municipality	Water Treatment
Civil Engineering Services	Water Treatment	19CS064	Pipework Rehabilitation: Garden Route Dam	1 July 2024	30 June 2025	Director	9 800 000	9 700 000	14 500 000	Whole of the Municipality	Water Treatment
Civil Engineering Services	Water Treatment	20CE019	Thembaletu Pumpstation & 6 MI Reservoir	1 July 2024	30 June 2025	Director	12 500 000	10 950 000	-	Whole of the Municipality	Water Treatment
Civil Engineering Services	Water Treatment	21CE008	Balancing Dam	1 July 2024	30 June 2025	Director	7 340 000	40 050 000	-	Haarlem	Water Treatment
Civil Engineering Services	Water Treatment	21CE013	Pacaltsdorp (East) Reservoir, Tower And	1 July 2024	30 June 2025	Director	16 000 000	31 600 000	-	Pacaltsdorp	Water Treatment
Civil Engineering Services	Water Treatment	22CS109	Swart Rivier Safety Construction	1 July 2024	30 June 2025	Director	2 650 000	-	-	Whole of the Municipality	Water Treatment
Civil Engineering Services	Water Treatment	22CS116	All Water Pump Stations (Spectrum) Pepperspray	1 July 2024	30 June 2025	Director	230 000	470 000	-	Whole of the Municipality	Water Treatment
Civil Engineering Services	Water Treatment	22CS118	Fencing At Reservoirs	1 July 2024	30 June 2025	Director	490 000	490 000	-	Haarlem	Water Treatment
Civil Engineering Services	Water Treatment	22CS120	Thembaletu East Reservoir, Tower And Pump	1 July 2024	30 June 2025	Director	38 000 000	41 000 000	-	Pacaltsdorp	Water Treatment
Civil Engineering Services	Water Treatment	24CE024	Alternative Energy Project	1 July 2024	30 June 2025	Director	-	80 000	-	Whole of the Municipality	Water Treatment
Civil Engineering Services	Water Treatment	24CE025	New Water Tower At Eskom Reservoir	1 July 2024	30 June 2025	Director	-	2 970 000	-	Whole of the Municipality	Water Treatment

Directorate	Department	Project Code	Project Description	Start date	End date	Responsible Person	FINYEAR			Region	Function
							2024	2025	2026		
Civil Engineering Services	Water Treatment	24CE026	Upgrading Of Water Pump Stations	1 July 2024	30 June 2025	Director	4 950 000	4 890 000	2 780 000	Whole of the Municipality	Water Treatment

Directorate	Department	Project Code	Project Description	Start date	End date	Responsible Person	FINYEAR			Region	Function
							2024	2025	2026		
Civil Engineering Services	Water Treatment	24CE027	New Potable Water Storage Reservoir	1 July 2024	30 June 2025	Director	3 680 000	16 500 000	22 320 000	Whole of the Municipality	Water Treatment
Civil Engineering Services	Water Treatment	24CE028	Equipment Of Groundwater Resources	1 July 2024	30 June 2025	Director	490 000	490 000	-	Whole of the Municipality	Water Treatment
Civil Engineering Services	Water Treatment	24CS057	Upgrading Of Ebb N Flow Pipe Bridge	1 July 2024	30 June 2025	Director	1 480 000	2 460 000	-	Whole of the Municipality	Water Treatment
Civil Engineering Services	Water Treatment	CE023	Water Security Project	1 July 2024	30 June 2025	Director	-	-	5 000 000	Whole of the Municipality	Water Treatment
Community Services	Anti Land Invasion Unit	17CS116	Laptops	1 July 2024	30 June 2025	Director	20 000	-	-	Uniondale	Informal Settlements
Community Services	Anti Land Invasion Unit	17CS142	Double Cab 4X4	1 July 2024	30 June 2025	Director	600 000	500 000	-	Whole of the Municipality	Informal Settlements
Community Services	Anti Land Invasion Unit	18PS009	Torches - Anti-Land Invasion Unit	1 July 2024	30 June 2025	Director	-	-	-	Whole of the Municipality	Informal Settlements
Community Services	Anti Land Invasion Unit	18PS027	Single Cabs - 4X4	1 July 2024	30 June 2025	Director	600 000	420 000	420 000	Whole of the Municipality	Informal Settlements
CommunityServices	Anti Land Invasion Unit	18PS037	Bullet Proof Vest	1 July 2024	30 June 2025	Director	-	-	-	Administrative or Head Office (Including Satellite Offices)	Informal Settlements
CommunityServices	Anti Land Invasion Unit	20MM021	Loudhailers	1 July 2024	30 June 2025	Director	-	88 000	95 000	Administrative or Head Office (Including Satellite Offices)	Informal Settlements
Community Services	Anti Land Invasion Unit	24CE015	Airconditioning / Airconditioners	1 July 2024	30 June 2025	Director	-	30 000	-	WC044 George	Informal Settlements
CommunityServices	Anti Land Invasion Unit	24CS015	Office Furniture - Law Enforcement	1 July 2024	30 June 2025	Director	-	30 000	30 000	Administrative or Head Office (Including Satellite Offices)	Administrative andCorporate Support
CommunityServices	Anti Land Invasion Unit	24CS016	Nyala	1 July 2024	30 June 2025	Director	-	-	2 450 000	Administrative or Head Office (Including Satellite Offices)	Administrative andCorporate Support
CommunityServices	Cemeteries	21CS014	Fencing - Cemeteries	1 July 2024	30 June 2025	Director	1 070 000	-	-	WC044 George	Cemeteries, Funeral Parlours and Crematoriums
CommunityServices	Cemeteries	24CS017	New Cemetery - Uniondale	1 July 2024	30 June 2025	Director	475 000	2 350 000	-	Uniondale	Cemeteries, FuneralParlours and Crematoriums
CommunityServices	Cemeteries	24CS018	New Cemetery - George	1 July 2024	30 June 2025	Director	-	480 000	3 750 000	WC044 George	Cemeteries, FuneralParlours and Crematoriums



Directorate	Department	Project Code	Project Description	Start date	End date	Responsible Person	FINYEAR			Region	Function
							2024	2025	2026		
CommunityServices	Customer Relations Management	24CS019	Upgrade Building : AreaOffices	1 July 2024	30 June 2025	Director	1 000 000	-	-	Administrative or Head Office (Including Satellite Offices)	Administrative andCorporate Support
CommunityServices	Customer Relations Management	24CS020	Vehicle	1 July 2024	30 June 2025	Director	400 000	-	-	Administrative or Head Office (Including Satellite Offices)	Administrative andCorporate Support
CommunityServices	Customer Relations Management	24CS700	Airconditioners(Portable -Area Offices	1 July 2024	30 June 2025	Director	30 000	-	-	Administrative or Head Office (Including Satellite Offices)	Administrative andCorporate Support
CommunityServices	Customer Relations Management	24CS701	Laptop - Crm	1 July 2024	30 June 2025	Director	25 000	-	-	Administrative or Head Office (Including Satellite Offices)	Information Technology
CommunityServices	Fire Services	17CS199	Upgrading Of Radio Communication - George	1 July 2024	30 June 2025	Director	490 000	735 000	-	Administrative or Head Office (Including Satellite Offices)	Fire Fighting and Protection
CommunityServices	Fire Services	17CS201	Tools And Equipment	1 July 2024	30 June 2025	Director	285 000	550 000	-	Administrative or Head Office (Including Satellite Offices)	Fire Fighting and Protection
Community Services	Fire Services	19PS001	Upgrade George Fire Station	1 July 2024	30 June 2025	Director	-	480 000	-	Whole of the Municipality	Fire Fighting and Protection
Community Services	Fire Services	20PS010	Fire Truck	1 July 2024	30 June 2025	Director	-	12 000 000	4 000 000	Whole of the Municipality	Fire Fighting and Protection
Community Services	Fire Services	24COM19	Replace Nissan Bakkie (Caw 46574)	1 July 2024	30 June 2025	Director	600 000	-	-	WC044 George	Fire Fighting and Protection
Community Services	Fire Services	24CS021	Compressor	1 July 2024	30 June 2025	Director	570 000	-	-	WC044 George	Fire Fighting and Protection
CommunityServices	Fire Services	24CS022	Furniture And Fittings - Fire Station	1 July 2024	30 June 2025	Director	50 000	-	-	Administrative or Head Office (Including Satellite Offices)	Fire Fighting and Protection
CommunityServices	Fire Services	24CS023	Arial Appliance	1 July 2024	30 June 2025	Director	-	1 200 000	-	Administrative or Head Office (Including Satellite Offices)	Fire Fighting and Protection

Directorate	Department	Project Code	Project Description	Start date	End date	Responsible Person	FINYEAR			Region	Function
							2024	2025	2026		
CommunityServices	Fire Services	24CS024	Jetski	1 July 2024	30 June 2025	Director	-	-	500 000	Administrative or Head Office (Including Satellite Offices)	Fire Fighting and Protection

Directorate	Department	Project Code	Project Description	Start date	End date	Responsible Person	FINYEAR			Region	Function
							2024	2025	2026		
Community Services	Fire Services	24CS025	Veld Fire Vehicle	1 July 2024	30 June 2025	Director	-	4 150 000	-	Whole of the Municipality	Fire Fighting and Protection
CommunityServices	Fire Services	C4CS703	Laptop Fire	1 July 2024	30 June 2025	Director	30 000	-	-	Administrative or Head Office (Including Satellite Offices)	Fire Fighting and Protection
CommunityServices	Motor Vehicle Registration	17CS202	Upgrading Of Building -Vehicle Registration	1 July 2024	30 June 2025	Director	880 000	-	-	Administrative or Head Office (Including Satellite Offices)	Road and TrafficRegulation
CommunityServices	Motor Vehicle Registration	19PS010	Installation Of CameraSystem	1 July 2024	30 June 2025	Director	-	50 000	50 000	Administrative or Head Office (Including Satellite Offices)	Road and TrafficRegulation
CommunityServices	Motor Vehicle Registration	23CO001	Inverters	1 July 2024	30 June 2025	Director	180 000	-	-	Administrative or Head Office (Including Satellite Offices)	Road and TrafficRegulation
CommunityServices	Parks	17CS080	Heavy Duty Weedeaters	1 July 2024	30 June 2025	Director	90 000	-	-	Administrative or Head Office (Including Satellite Offices)	Community Parks (including Nurseries)
Community Services	Parks	19CS046	Street Furniture	1 July 2024	30 June 2025	Director	340 000	-	-	Whole of the Municipality	Community Parks (including Nurseries)
CommunityServices	Parks	20CS065	Bakkies	1 July 2024	30 June 2025	Director	-	380 000	-	Administrative or Head Office (Including Satellite Offices)	Community Parks (including Nurseries)
CommunityServices	Parks	21CS018	Powered Tools	1 July 2024	30 June 2025	Director	240 000	-	-	Administrative or Head Office (Including Satellite Offices)	Community Parks (including Nurseries)
CommunityServices	Parks	22CS015	Replacement Of Tipper Trucks Caw 35934	1 July 2024	30 June 2025	Director	-	870 000	-	Administrative or Head Office (Including Satellite Offices)	Community Parks (including Nurseries)
Community Services	Parks	22CS018	Upgrade Of Botanical Garden	1 July 2024	30 June 2025	Director	980 000	1 000 000	-	Whole of the Municipality	Community Parks (including Nurseries)
CommunityServices	Parks	22CS019	Upgrade Of The Herbicide Storage Area	1 July 2024	30 June 2025	Director	1 420 000	-	-	Administrative or Head Office (Including Satellite Offices)	Community Parks (including Nurseries)

Directorate	Department	Project Code	Project Description	Start date	End date	Responsible Person	FINYEAR			Region	Function
							2024	2025	2026		
Community Services	Parks	22CS020	Upgrade Of Gwaiing Day Camp	1 July 2024	30 June 2025	Director	-	-	-	Ward 23	Recreational Facilities

Directorate	Department	Project Code	Project Description	Start date	End date	Responsible Person	FINYEAR			Region	Function
							2024	2025	2026		
Community Services	Parks	22CS021	Development And Upgrade Of Caravan Site - Gwaiing	1 July 2024	30 June 2025	Director	-	450 000	-	Ward 23	Recreational Facilities
Community Services	Parks	24COM17	Upgrade Of Gwaiing Day Camp (Deck And Fencing)	1 July 2024	30 June 2025	Director	480 000	-	-	Ward 23	Recreational Facilities
CommunityServices	Parks	24CS026	Stumpgrinder	1 July 2024	30 June 2025	Director	285 000	-	-	Administrative or Head Office (Including Satellite Offices)	Community Parks (including Nurseries)
CommunityServices	Parks	24CS027	Chipper (New)	1 July 2024	30 June 2025	Director	150 000	300 000	300 000	Administrative or Head Office (Including Satellite Offices)	Community Parks (including Nurseries)
CommunityServices	Parks	24CS028	Aerial Platform 18M	1 July 2024	30 June 2025	Director	-	2 380 000	-	Administrative or Head Office (Including Satellite Offices)	Community Parks (including Nurseries)
CommunityServices	Parks	24CS029	Replacement Of AsbestosRoof: Parks Facilities	1 July 2024	30 June 2025	Director	-	1 700 000	-	Administrative or Head Office (Including Satellite Offices)	Community Parks (including Nurseries)
CommunityServices	Parks	24CS030	New Camp : Parks Camp	1 July 2024	30 June 2025	Director	1 485 000	2 415 000	-	Administrative or Head Office (Including Satellite Offices)	Community Parks (including Nurseries)
CommunityServices	Parks	24CS031	Crewcab	1 July 2024	30 June 2025	Director	-	955 000	965 000	Administrative or Head Office (Including Satellite Offices)	Community Parks (including Nurseries)
Community Services	Parks	24CS704	Herbicide Tanks	1 July 2024	30 June 2025	Director	100 000	-	-	Whole of the Municipality	Community Parks (including Nurseries)
CommunityServices	Parks	24CS705	Camera Parks	1 July 2024	30 June 2025	Director	5 000	-	-	Administrative or Head Office (Including Satellite Offices)	Community Parks (including Nurseries)
CommunityServices	Refuse Removal	17CS088	Bulk Refuse Containers: Transfer Station	1 July 2024	30 June 2025	Director	200 000	-	-	Administrative or Head Office (Including Satellite Offices)	Solid Waste Disposal(Landfill Sites)
Community Services	Refuse Removal	17CS089	Upgrade Public Toilets	1 July 2024	30 June 2025	Director	150 000	-	-	Whole of the Municipality	Public Toilets
Community Services	Refuse Removal	17CS106	Skips	1 July 2024	30 June 2025	Director	990 000	490 000	-	Whole of the Municipality	Solid Waste Removal

Directorate	Department	Project Code	Project Description	Start date	End date	Responsible Person	FINYEAR			Region	Function
							2024	2025	2026		
Community Services	Refuse Removal	18CS032	Recycling Equipment - Transfer Station	1 July 2024	30 June 2025	Director	-	290 000	-	Whole of the Municipality	Recycling

Directorate	Department	Project Code	Project Description	Start date	End date	Responsible Person	FINYEAR			Region	Function
							2024	2025	2026		
CommunityServices	Refuse Removal	18CS050	Bin Lifters	1 July 2024	30 June 2025	Director	200 000	150 000	-	Administrative or Head Office (Including Satellite Offices)	Solid Waste Disposal(Landfill Sites)
Community Services	Refuse Removal	20CS017	Paving At Transfer Station	1 July 2024	30 June 2025	Director	485 000	-	-	Whole of the Municipality	Solid Waste Removal
Community Services	Refuse Removal	20CS025	Skips Truck	1 July 2024	30 June 2025	Director	-	2 500 000	-	Whole of the Municipality	Solid Waste Removal
Community Services	Refuse Removal	21CS013	Replacement Of Weigh Bridge - George Transfer	1 July 2024	30 June 2025	Director	1 480 000	-	-	Whole of the Municipality	Solid Waste Removal
CommunityServices	Refuse Removal	22CS035	1.6 Bakkies - MaintenanceAt Transferstation	1 July 2024	30 June 2025	Director	380 000	-	-	Administrative or Head Office (Including Satellite Offices)	Solid Waste Removal
Community Services	Refuse Removal	22CS038	Green Genie	1 July 2024	30 June 2025	Director	480 000	480 000	-	WC044 George	Solid Waste Removal
CommunityServices	Refuse Removal	24CM071	Open Top Skips	1 July 2024	30 June 2025	Director	1 500 000	750 000	750 000	Administrative or Head Office (Including Satellite Offices)	Solid Waste Disposal(Landfill Sites)
CommunityServices	Refuse Removal	24COM23	Roof Transfer Station Uniondale	1 July 2024	30 June 2025	Director	-	720 000	-	Administrative or Head Office (Including Satellite Offices)	Solid Waste Disposal(Landfill Sites)
Community Services	Refuse Removal	24COM25	New Waste Management Camp	1 July 2024	30 June 2025	Director	1 480 000	4 120 000	-	Whole of the Municipality	Solid Waste Removal
CommunityServices	Refuse Removal	24CS032	4 Ton Tipper Trucks	1 July 2024	30 June 2025	Director	-	-	-	Administrative or Head Office (Including Satellite Offices)	Solid Waste Removal
Community Services	Refuse Removal	24CS033	Replace Refuse Truck Compacter Caw 10184	1 July 2024	30 June 2025	Director	3 000 000	-	-	Whole of the Municipality	Solid Waste Removal
Community Services	Refuse Removal	24CS034	Replace Refuse Truck Compacter Caw 14989	1 July 2024	30 June 2025	Director	-	3 000 000	-	Whole of the Municipality	Solid Waste Removal
Community Services	Refuse Removal	24CS035	Replace Refuse Truck Compacter Caw 16171	1 July 2024	30 June 2025	Director	3 000 000	-	-	Whole of the Municipality	Solid Waste Removal
Community Services	Refuse Removal	24CS036	Replace Refuse Truck Compacter Caw 26252	1 July 2024	30 June 2025	Director	-	-	3 000 000	Whole of the Municipality	Solid Waste Removal
Community Services	Refuse Removal	24CS037	Replace Cage Tipper Trucks	1 July 2024	30 June 2025	Director	2 400 000	-	2 400 000	Whole of the Municipality	Solid Waste Removal
Community Services	Refuse Removal	24CS038	Replace Refuse Truck Compacter Caw 57894	1 July 2024	30 June 2025	Director	-	4 000 000	-	Whole of the Municipality	Solid Waste Removal

Directorate	Department	Project Code	Project Description	Start date	End date	Responsible Person	FINYEAR			Region	Function
							2024	2025	2026		
CommunityServices	Refuse Removal	24CS040	Bakkies: Project Coordinators: Street Cleansing	1 July 2024	30 June 2025	Director	-	-	-	Administrative or Head Office (Including Satellite Offices)	Solid Waste Removal
CommunityServices	Refuse Removal	24CS041	Sound Level Meter	1 July 2024	30 June 2025	Director	140 000	-	-	Administrative or Head Office (Including Satellite Offices)	Solid Waste Removal
Community Services	Refuse Removal	24CS042	Trucks With Trailers	1 July 2024	30 June 2025	Director	5 000 000	5 000 000	5 000 000	Whole of the Municipality	Solid Waste Removal
CommunityServices	Refuse Removal	24CS043	Waste Ramp: GeorgeTransfer Station	1 July 2024	30 June 2025	Director	-	8 800 000	-	Administrative or Head Office (Including Satellite Offices)	Solid Waste Removal
CommunityServices	Refuse Removal	24CS044	Chain Shaw - Uniondale Transfer Station	1 July 2024	30 June 2025	Director	6 500	-	-	Administrative or Head Office (Including Satellite Offices)	Solid Waste Removal
CommunityServices	Refuse Removal	24CS045	Blower - Uniondale Transfer Station	1 July 2024	30 June 2025	Director	15 000	-	-	Administrative or Head Office (Including Satellite Offices)	Solid Waste Removal
CommunityServices	Refuse Removal	24CS046	Tom Cat 100Cdt Chippe - Uniondale Transfer Station	1 July 2024	30 June 2025	Director	-	83 000	-	Administrative or Head Office (Including Satellite Offices)	Solid Waste Removal
Community Services	Refuse Removal	24CS133	Establishment Of A Material Recovery Facility	1 July 2024	30 June 2025	Director	-	-	4 000 000	Whole of the Municipality	Solid Waste Removal
Community Services	Refuse Removal	24CS706	Mini Transfer Station	1 July 2024	30 June 2025	Director	2 500 000	-	-	Whole of the Municipality	Solid Waste Removal
CommunityServices	Secretariat Community Services	18CS038	End User Equipment (Pc'S Laptops And Peripheral Devices) -Cs	1 July 2024	30 June 2025	Director	50 000	-	-	Administrative or Head Office (Including Satellite Offices)	Administrative andCorporate Support
CommunityServices	Secretariat CommunityServices	24CE015	Airconditioning / Airconditioners	1 July 2024	30 June 2025	Director	20 000	-	-	WC044 George	Administrative andCorporate Support
CommunityServices	Secretariat Community Services	24CM060	Blinds	1 July 2024	30 June 2025	Director	50 000	-	-	Administrative or Head Office (Including Satellite Offices)	Administrative andCorporate Support



Directorate	Department	Project Code	Project Description	Start date	End date	Responsible Person	FINYEAR			Region	Function
							2024	2025	2026		
CommunityServices	Security Services	17CS048	Cctv: Furniture	1 July 2024	30 June 2025	Director	580 000	250 000	200 000	Administrative or Head Office (Including Satellite Offices)	Police Forces, Traffic and Street Parking Control

Directorate	Department	Project Code	Project Description	Start date	End date	Responsible Person	FINYEAR			Region	Function
							2024	2025	2026		
CommunityServices	Security Services	17CS050	Cctv: Optic Fibre	1 July 2024	30 June 2025	Director	2 000 000	2 000 000	1 500 000	Administrative or Head Office (Including Satellite Offices)	Police Forces, Traffic and Street Parking Control
CommunityServices	Security Services	17CS051	Cctv: Extension Of Cctv Building	1 July 2024	30 June 2025	Director	1 490 000	-	-	Administrative or Head Office (Including Satellite Offices)	Police Forces, Traffic and Street Parking Control
CommunityServices	Security Services	17CS052	Cctv: Extension Of Camera System	1 July 2024	30 June 2025	Director	1 480 000	1 480 000	1 480 000	Administrative or Head Office (Including Satellite Offices)	Police Forces, Traffic and Street Parking Control
CommunityServices	Security Services	17CS054	Firearms - Law Enforcement	1 July 2024	30 June 2025	Director	-	-	-	Administrative or Head Office (Including Satellite Offices)	Police Forces, Traffic and Street Parking Control
CommunityServices	Security Services	17CS140	Vehicles	1 July 2024	30 June 2025	Director	1 480 000	-	-	Administrative or Head Office (Including Satellite Offices)	Police Forces, Traffic and Street Parking Control
CommunityServices	Security Services	17ET010	Communication System	1 July 2024	30 June 2025	Director	1 180 000	1 000 000	720 000	Whole of the Municipality	Police Forces, Traffic and Street Parking Control
CommunityServices	Security Services	18PS028	Laptops / Desktops - LawEnfor	1 July 2024	30 June 2025	Director	60 000	-	-	Administrative or Head Office (Including Satellite Offices)	Police Forces, Traffic and Street Parking Control
CommunityServices	Security Services	19PS033	Safety Equipment: Main Building	1 July 2024	30 June 2025	Director	390 000	-	-	Administrative or Head Office (Including Satellite Offices)	Police Forces, Traffic and Street Parking Control
CommunityServices	Security Services	19PS035	1X Minibus	1 July 2024	30 June 2025	Director	1 170 000	-	-	Administrative or Head Office (Including Satellite Offices)	Police Forces, Traffic and Street Parking Control
CommunityServices	Security Services	20PS019	Ups And Boxes	1 July 2024	30 June 2025	Director	1 870 000	750 000	680 000	Administrative or Head Office (Including Satellite Offices)	Police Forces, Traffic and Street Parking Control
CommunityServices	Security Services	21PS006	Recorder And Harddrives -Cctv	1 July 2024	30 June 2025	Director	1 200 000	400 000	300 000	Administrative or Head Office (Including Satellite Offices)	Police Forces, Traffic and Street Parking Control

Directorate	Department	Project Code	Project Description	Start date	End date	Responsible Person	FINYEAR			Region	Function
							2024	2025	2026		
CommunityServices	Security Services	21PS007	Upgrade Access Control -Cctv	1 July 2024	30 June 2025	Director	450 000	-	200 000	Administrative or Head Office (Including Satellite Offices)	Police Forces, Traffic and Street Parking Control
CommunityServices	Security Services	22PS017	Fibre Link - Langenhoven To Blanco	1 July 2024	30 June 2025	Director	2 500 000	-	-	Administrative or Head Office (Including Satellite Offices)	Police Forces, Traffic and Street Parking Control
CommunityServices	Security Services	24CS	Furniture - Security Services	1 July 2024	30 June 2025	Director	60 000	-	-	Administrative or Head Office (Including Satellite Offices)	Police Forces, Traffic and Street Parking Control
CommunityServices	Security Services	24CS060	It Equipment/Screens -Control Room	1 July 2024	30 June 2025	Director	450 000	1 000 000	400 000	Administrative or Head Office (Including Satellite Offices)	Police Forces, Traffic and Street Parking Control
CommunityServices	Security Services	24CS302	Fibre Link - N2	1 July 2024	30 June 2025	Director	5 400 000	2 500 000	-	Administrative or Head Office (Including Satellite Offices)	Police Forces, Traffic and Street Parking Control
CommunityServices	Sport Maintenance	17CS107	Ride On Lawnmower	1 July 2024	30 June 2025	Director	680 000	-	-	Administrative or Head Office (Including Satellite Offices)	Sports Grounds and Stadiums
Community Services	Sport Maintenance	17CS123	Laptop - Sport	1 July 2024	30 June 2025	Director	60 000	-	-	Ward 8	Sports Grounds and Stadiums
Community Services	Sport Maintenance	17CS124	Tools	1 July 2024	30 June 2025	Director	20 000	-	-	Ward 8	Sports Grounds and Stadiums
Community Services	Sport Maintenance	18CS001	Tartan Track - Rosemore Sport Ground Phase 1	1 July 2024	30 June 2025	Director	34 073 941	-	-	Rosemoor	Sports Grounds and Stadiums
Community Services	Sport Maintenance	18CS005	Outeniqua Main Pavillion & Admin Block Upgrading	1 July 2024	30 June 2025	Director	490 000	-	-	WC044 George	Sports Grounds and Stadiums
Community Services	Sport Maintenance	19CS038	Replacement Of Roof - George Sport Clubhouse	1 July 2024	30 June 2025	Director	480 000	-	-	WC044 George	Sports Grounds and Stadiums
Community Services	Sport Maintenance	19CS044	Conversion Of Ablusion Blocks - Rosemoor	1 July 2024	30 June 2025	Director	-	450 000	-	Rosemoor	Sports Grounds and Stadiums
Community Services	Sport Maintenance	20CS001	Rosemore Sportground - Tartan Track Phase 2	1 July 2024	30 June 2025	Director	1 480 000	1 450 000	-	Rosemoor	Sports Grounds and Stadiums
Community Services	Sport Maintenance	20CS064	Pavillion For Dorpsveld - Uniondale	1 July 2024	30 June 2025	Director	490 000	60 000	-	Uniondale	Sports Grounds and Stadiums

Directorate	Department	Project Code	Project Description	Start date	End date	Responsible Person	FINYEAR			Region	Function
							2024	2025	2026		
CommunityServices	Sport Maintenance	20CS065	Bakkies	1 July 2024	30 June 2025	Director	1 200 000	-	-	Administrative or Head Office (Including Satellite Offices)	Sports Grounds and Stadiums

Directorate	Department	Project Code	Project Description	Start date	End date	Responsible Person	FINYEAR			Region	Function
							2024	2025	2026		
Community Services	Sport Maintenance	21CS006	Rosemoor Indoor Arena - Restoration	1 July 2024	30 June 2025	Director	980 000	-	-	Whole of the Municipality	Sports Grounds and Stadiums
Community Services	Sport Maintenance	24CM002	Upgrading Outeniqua Stadium	1 July 2024	30 June 2025	Director	2 000 000	-	-	WC044 George	Sports Grounds and Stadiums
Community Services	Sport Maintenance	24CM011	Upgrading - Lawaai kamp Sport Facility	1 July 2024	30 June 2025	Director	980 000	1 720 000	-	Lawaai kamp	Sports Grounds and Stadiums
Community Services	Sport Maintenance	24CM012	Upgrade Thembalethu Sport Facility: Irrigation & Playing Surface	1 July 2024	30 June 2025	Director	900 000	-	-	Zone 5	Sports Grounds and Stadiums
Community Services	Sport Maintenance	24CM013	Conville Swimming Pool: New Dome Roof	1 July 2024	30 June 2025	Director	-	-	5 000 000	Conville	Sports Grounds and Stadiums
Community Services	Sport Maintenance	24COM12	Steel Structure Pavillion - Zone 9 Sport Field	1 July 2024	30 June 2025	Director	500 000	-	-	Rosemoor	Sports Grounds and Stadiums
Community Services	Sport Maintenance	24CS005	Parkdene Sportgrounds (Crr)	1 July 2024	30 June 2025	Director	980 000	1 720 000	-	Ward 8	Sports Grounds and Stadiums
Community Services	Sport Maintenance	24CS008	Upgrade Cricket Clubhouse- Rosemoor Sport Grounds	1 July 2024	30 June 2025	Director	-	750 000	-	Rosemoor	Sports Grounds and Stadiums
Community Services	Sport Maintenance	24MM004	Fencing	1 July 2024	30 June 2025	Director	980 000	-	-	Conville	Sports Grounds and Stadiums
Community Services	Sport Maintenance	99CS999	Sport Development Project	1 July 2024	30 June 2025	Director	460 000	-	-	Administrative or Head Office (Including Satellite Offices)	Sports Grounds and Stadiums
Community Services	Traffic Law Enforcement	17CS029	Safety Equipment - Traffic Services	1 July 2024	30 June 2025	Director	190 000	50 000	50 000	Administrative or Head Office (Including Satellite Offices)	Police Forces, Traffic and Street Parking Control
Community Services	Traffic Law Enforcement	17CS140	Vehicles	1 July 2024	30 June 2025	Director	1 800 000	800 000	800 000	Administrative or Head Office (Including Satellite Offices)	Police Forces, Traffic and Street Parking Control
Community Services	Traffic Law Enforcement	17CS178	Upgrading Of Building - Traffic	1 July 2024	30 June 2025	Director	1 450 000	-	-	Whole of the Municipality	Police Forces, Traffic and Street Parking Control
Community Services	Traffic Law Enforcement	18PS038	Firearms - Traffic	1 July 2024	30 June 2025	Director	-	85 000	85 000	Administrative or Head Office (Including Satellite Offices)	Police Forces, Traffic and Street Parking Control
Community Services	Traffic Law Enforcement	19CS045	Radios	1 July 2024	30 June 2025	Director	235 000	-	-	Administrative or Head Office (Including Satellite Offices)	Police Forces, Traffic and Street Parking Control

Directorate	Department	Project Code	Project Description	Start date	End date	Responsible Person	FINYEAR			Region	Function
							2024	2025	2026		
CommunityServices	Traffic Law Enforcement	19PS028	Breathalyzer	1 July 2024	30 June 2025	Director	75 000	50 000	50 000	Administrative or Head Office (Including Satellite Offices)	Police Forces, Traffic and Street Parking Control
CommunityServices	Traffic Law Enforcement	20FS003	End-User Equipment	1 July 2024	30 June 2025	Director	60 000	50 000	50 000	Administrative or Head Office (Including Satellite Offices)	Police Forces, Traffic and Street Parking Control
CommunityServices	Traffic Law Enforcement	20PS016	In-Vehicle Technology	1 July 2024	30 June 2025	Director	-	1 800 000	2 250 000	Administrative or Head Office (Including Satellite Offices)	Police Forces, Traffic and Street Parking Control
CommunityServices	Traffic Law Enforcement	21PS005	Upgrading Blanco House	1 July 2024	30 June 2025	Director	1 200 000	-	-	Administrative or Head Office (Including Satellite Offices)	Police Forces, Traffic and Street Parking Control
CommunityServices	Traffic Law Enforcement	22PS014	Jttc Skatelab - Queue Management System	1 July 2024	30 June 2025	Director	-	-	200 000	Administrative or Head Office (Including Satellite Offices)	Police Forces, Traffic and Street Parking Control
CommunityServices	Traffic Law Enforcement	24CE024	Alternative Energy Project	1 July 2024	30 June 2025	Director	-	180 000	-	Whole of the Municipality	Police Forces, Traffic and Street Parking Control
CommunityServices	Traffic Law Enforcement	24CO222	Jttc - Upgrading Of Buildings	1 July 2024	30 June 2025	Director	489 120	-	-	Administrative or Head Office (Including Satellite Offices)	Police Forces, Traffic and Street Parking Control
CommunityServices	Traffic Services	17CS184	Battery Pack - Drivers Licences	1 July 2024	30 June 2025	Director	5 000	5 000	-	Whole of the Municipality	Police Forces, Traffic and Street Parking Control
CommunityServices	Traffic Services	21PS001	Drivers Licence Facility Uniondale	1 July 2024	30 June 2025	Director	700 000	1 300 000	-	Uniondale	Police Forces, Traffic and Street Parking Control
CommunityServices	Traffic Services	22PS008	Drivers Licences 2Nd Testing Track	1 July 2024	30 June 2025	Director	-	1 920 000	-	Uniondale	Police Forces, Traffic and Street Parking Control
CommunityServices	Traffic Services	22PS011	Learning And Driver Testing Station Building - Uniondale	1 July 2024	30 June 2025	Director	490 820	-	-	Whole of the Municipality	Police Forces, Traffic and Street Parking Control
CommunityServices	Traffic Services	24CM065	Archiving Facility	1 July 2024	30 June 2025	Director	480 000	-	2 850 000	Whole of the Municipality	Police Forces, Traffic and Street Parking Control

Directorate	Department	Project Code	Project Description	Start date	End date	Responsible Person	FINYEAR			Region	Function
							2024	2025	2026		
CommunityServices	Vehicle Testing Station	17CS181	Waiting Area And Public Toilets - Vehicle Testing Station	1 July 2024	30 June 2025	Director	280 000	-	-	Administrative or Head Office (Including Satellite Offices)	Road and Traffic Regulation
CommunityServices	Vehicle Testing Station	24CS708	Camera -Vts	1 July 2024	30 June 2025	Director	10 000	-	-	Administrative or Head Office (Including Satellite Offices)	Administrative and Corporate Support
CommunityServices	Wilderness And Victoria Bay Recreation	19CS005	Upgrading Toilets At Beach Areas	1 July 2024	30 June 2025	Director	900 000	-	-	Whole of the Municipality	Beaches and Jetties
CommunityServices	Wilderness And Victoria Bay Recreation	24CM063	Beach Infrastructure: Boardwalks,	1 July 2024	30 June 2025	Director	480 000	480 000	-	WC044 George	Beaches and Jetties
Corporate Services	Blanco Hall	19CO006	Curtains And Blinds	1 July 2024	30 June 2025	Director	130 000	-	-	Blanco	Community Halls and Facilities
Corporate Services	Blanco Hall	20CS004	Fencing	1 July 2024	30 June 2025	Director	900 000	-	-	Haarlem	Community Halls and Facilities
Corporate Services	Blanco Hall	24MM006	Replacement Of Roof	1 July 2024	30 June 2025	Director	-	700 000	-	Blanco	Community Halls and Facilities
Corporate Services	Branch Libraries	17CS192	Banners	1 July 2024	30 June 2025	Director	20 000	-	-	Administrative or Head Office (Including Satellite Offices)	Libraries and Archives
Corporate Services	Branch Libraries	18CO095	End User Equipment (Pc'S Laptops And Peripheral Devices)- Co	1 July 2024	30 June 2025	Director	100 000	100 000	100 000	Administrative or Head Office (Including Satellite Offices)	Libraries and Archives
Corporate Services	Branch Libraries	19CE004	Cabinet (Dma)	1 July 2024	30 June 2025	Director	3 500	-	-	Haarlem	Libraries and Archives
Corporate Services	Branch Libraries	20CS009	Vacuum Cleaner - Dma	1 July 2024	30 June 2025	Director	5 400	-	-	Haarlem	Libraries and Archives
Corporate Services	Branch Libraries	21PD001	Fridge	1 July 2024	30 June 2025	Director	2 500	-	-	Avontuur 166	Libraries and Archives
Corporate Services	Branch Libraries	22PD001	Microwave	1 July 2024	30 June 2025	Director	3 500	-	-	WC044 George	Libraries and Archives
Corporate Services	Branch Libraries	24MM006	Replacement Of Roof	1 July 2024	30 June 2025	Director	-	490 000	-	Blanco	Libraries and Archives
Corporate Services	Civic Centre	17CO047	Upgr Air Conditioner: Civic Centre	1 July 2024	30 June 2025	Director	400 000	-	-	Whole of the Municipality	Community Halls and Facilities

Directorate	Department	Project Code	Project Description	Start date	End date	Responsible Person	FINYEAR			Region	Function
							2024	2025	2026		
Corporate Services	Civic Centre	17CS126	Generator	1 July 2024	30 June 2025	Director	275 000	-	-	Administrative or Head Office (Including Satellite Offices)	Community Halls and Facilities



Directorate	Department	Project Code	Project Description	Start date	End date	Responsible Person	FINYEAR			Region	Function
							2024	2025	2026		
Corporate Services	Civic Centre	20CS065	Bakkies	1 July 2024	30 June 2025	Director	600 000	-	-	Administrative or Head Office (Including Satellite Offices)	Community Halls and Facilities
Corporate Services	Civic Centre	21CO012	Upgrade Council Chambers	1 July 2024	30 June 2025	Director	100 000	-	-	Administrative or Head Office (Including Satellite Offices)	Community Halls and Facilities
Corporate Services	Civic Centre	24CO001	Trailer	1 July 2024	30 June 2025	Director	35 000	-	-	Administrative or Head Office (Including Satellite Offices)	Community Halls and Facilities
Corporate Services	Civic Centre	24CO002	Upgrading Of Toilets	1 July 2024	30 June 2025	Director	300 000	-	-	Administrative or Head Office (Including Satellite Offices)	Community Halls and Facilities
Corporate Services	Civic Centre	24CO003	Replacement Of Chairs In Gallery And Conference Room	1 July 2024	30 June 2025	Director	-	700 000	-	Administrative or Head Office (Including Satellite Offices)	Community Halls and Facilities
Corporate Services	Civic Centre	24MM007	Replacement Of HvacSystem	1 July 2024	30 June 2025	Director	3 500 000	-	-	Administrative or Head Office (Including Satellite Offices)	Community Halls and Facilities
Corporate Services	Conville Hall	20CO004	Ramp To Stage For The Disabled	1 July 2024	30 June 2025	Director	80 000	-	-	Conville	Community Halls and Facilities
Corporate Services	Conville Hall	24CO004	Replace Wooden Floor	1 July 2024	30 June 2025	Director	970 000	-	-	Conville	Community Halls and Facilities
Corporate Services	Conville Hall	24CO005	Upgrading Of Community Hall	1 July 2024	30 June 2025	Director	200 000	200 000	-	Conville	Community Halls and Facilities
Corporate Services	Dma Area	17CS116	Laptops	1 July 2024	30 June 2025	Director	40 000	-	-	Uniondale	Community Halls and Facilities
Corporate Services	Dma Area	19CO030	Airconditioner - Dma	1 July 2024	30 June 2025	Director	20 000	-	-	Haarlem	Community Halls and Facilities
Corporate Services	Dma Area	20CS004	Fencing	1 July 2024	30 June 2025	Director	400 000	-	-	Haarlem	Community Halls and Facilities
Corporate Services	Dma Area	20CS009	Vacuum Cleaner - Dma	1 July 2024	30 June 2025	Director	8 000	-	-	Haarlem	Community Halls and Facilities
Corporate Services	Dma Area	23CS001	Biometrics	1 July 2024	30 June 2025	Director	45 000	-	-	Haarlem	Community Halls and Facilities
Corporate Services	Dma Area	24CO006	Outdoor Sound System	1 July 2024	30 June 2025	Director	40 000	-	-	Uniondale	Community Halls and Facilities

Directorate	Department	Project Code	Project Description	Start date	End date	Responsible Person	FINYEAR			Region	Function
							2024	2025	2026		
Corporate Services	Human Resource Management	17CS116	Laptops	1 July 2024	30 June 2025	Director	200 000	-	-	Uniondale	Community Halls and Facilities

Directorate	Department	Project Code	Project Description	Start date	End date	Responsible Person	FINYEAR			Region	Function
							2024	2025	2026		
Corporate Services	Human Resource Management	17CS125	Office Furniture	1 July 2024	30 June 2025	Director	200 000	-	-	Administrative or Head Office (Including Satellite Offices)	Administrative and Corporate Support
Corporate Services	Human Resource Management	19PS028	Breathalyzer	1 July 2024	30 June 2025	Director	100 000	-	-	Administrative or Head Office (Including Satellite Offices)	Administrative and Corporate Support
Corporate Services	Legal And Compliance	17CS116	Laptops	1 July 2024	30 June 2025	Director	40 000	-	-	Uniondale	Legal Services
Corporate Services	Legal And Compliance	17MM004	Furniture & Fittings - Legal Services	1 July 2024	30 June 2025	Director	50 000	-	-	Administrative or Head Office (Including Satellite Offices)	Legal Services
Corporate Services	Parkdene Hall	19CO004	Upgrading Kitchen	1 July 2024	30 June 2025	Director	200 000	-	-	Rosemoor	Community Halls and Facilities
Corporate Services	Parkdene Hall	19CO006	Curtains And Blinds	1 July 2024	30 June 2025	Director	120 000	-	-	Blanco	Community Halls and Facilities
Corporate Services	Parkdene Hall	21PD001	Fridge	1 July 2024	30 June 2025	Director	30 000	-	-	Avontuur 166	Community Halls and Facilities
Corporate Services	Rosemore Hall	19CO004	Upgrading Kitchen	1 July 2024	30 June 2025	Director	150 000	-	-	Rosemoor	Community Halls and Facilities
Corporate Services	Rosemore Hall	19CO006	Curtains And Blinds	1 July 2024	30 June 2025	Director	150 000	-	-	Blanco	Community Halls and Facilities
Corporate Services	Rosemore Hall	21PD001	Fridge	1 July 2024	30 June 2025	Director	30 000	-	-	Avontuur 166	Community Halls and Facilities
Corporate Services	Secretarial/ Committee Services	18CO057	Office Chairs - Records Staff	1 July 2024	30 June 2025	Director	50 000	-	-	Administrative or Head Office (Including Satellite Offices)	Administrative and Corporate Support
Corporate Services	Secretarial/ Committee Services	18CO095	End User Equipment (Pc'S Laptops And Peripheral Devices) - Co	1 July 2024	30 June 2025	Director	60 000	-	-	Administrative or Head Office (Including Satellite Offices)	Administrative and Corporate Support
Corporate Services	Secretarial/ Committee Services	20CO001	Vacuum Cleaners - CorpAdmin	1 July 2024	30 June 2025	Director	15 000	5 000	-	Administrative or Head Office (Including Satellite Offices)	Administrative and Corporate Support
Corporate Services	Secretarial/ Committee Services	20CO006	Furniture And Fittings: Corp Admin	1 July 2024	30 June 2025	Director	50 000	-	-	Administrative or Head Office (Including Satellite Offices)	Administrative and Corporate Support

Directorate	Department	Project Code	Project Description	Start date	End date	Responsible Person	FINYEAR			Region	Function
							2024	2025	2026		
Corporate Services	Secretarial/Committee Services	22MM005	Recording Device	1 July 2024	30 June 2025	Director	40 000	-	-	Administrative or Head Office (Including Satellite Offices)	Administrative and Corporate Support
Corporate Services	Social Services	17CS006	Furniture And Equipment - Social	1 July 2024	30 June 2025	Director	30 000	40 000	50 000	Administrative or Head Office (Including Satellite Offices)	Administrative and Corporate Support
Corporate Services	Social Services	17CS116	Laptops	1 July 2024	30 June 2025	Director	100 000	100 000	-	Uniondale	Community Halls and Facilities
Corporate Services	Social Services	17CS189	Data Projector	1 July 2024	30 June 2025	Director	18 000	-	-	Administrative or Head Office (Including Satellite Offices)	Administrative and Corporate Support
Corporate Services	Social Services	19HS010	Chris Nissan Creche: Paving	1 July 2024	30 June 2025	Director	200 000	-	-	Ward 20	Child Care Facilities
Corporate Services	Social Services	19HS032	Sonneblomland Creche:Paving	1 July 2024	30 June 2025	Director	-	250 000	-	Ward 20	Child Care Facilities
Corporate Services	Social Services	19MM005	Projector Screen	1 July 2024	30 June 2025	Director	20 000	-	-	Administrative or Head Office (Including Satellite Offices)	Administrative and Corporate Support
Corporate Services	Social Services	20CS028	Sound Equipment - Youth Development	1 July 2024	30 June 2025	Director	30 000	-	-	Administrative or Head Office (Including Satellite Offices)	Administrative and Corporate Support
Corporate Services	Social Services	20FS003	End-User Equipment	1 July 2024	30 June 2025	Director	40 000	20 000	30 000	Administrative or Head Office (Including Satellite Offices)	Administrative and Corporate Support
Corporate Services	Social Services	22HS013	Mina Moo Creche - New Creche	1 July 2024	30 June 2025	Director	-	200 000	1 000 000	Ward 20	Child Care Facilities
Corporate Services	Social Services	24CO104	Siembamba Creche - Fencing	1 July 2024	30 June 2025	Director	-	200 000	900 000	Ward 20	Child Care Facilities
Corporate Services	Thembalethu Hall	21CO013	Upgrading - Thembalethu Community Hall	1 July 2024	30 June 2025	Director	500 000	500 000	-	Zone 5	Community Halls and Facilities
Electrotechnical Services	Distribution	17CE006	Lighting Informal Areas	1 July 2024	30 June 2025	Director	100 000	100 000	100 000	Whole of the Municipality	Street Lighting and Signal Systems
Electrotechnical Services	Distribution	17CE008	High Mast Lighting	1 July 2024	30 June 2025	Director	2 000 000	2 000 000	-	Whole of the Municipality	Street Lighting and Signal Systems
Electrotechnical Services	Distribution	17CE010	Streetlights: Uniondale, Haarlem And Herold	1 July 2024	30 June 2025	Director	10 000	10 000	10 000	Ward 24	Street Lighting and Signal Systems

Directorate	Department	Project Code	Project Description	Start date	End date	Responsible Person	FINYEAR			Region	Function
							2024	2025	2026		
Electrotechnical Services	Distribution	17CS126	Generator	1 July 2024	30 June 2025	Director	480 000	-	-	Administrative or Head Office (Including Satellite Offices)	Electricity
Electrotechnical Services	Distribution	17ET005	New 20Mva Transformers - Glenwood	1 July 2024	30 June 2025	Director	3 500 000	-	-	Ward 11	Electricity
Electrotechnical Services	Distribution	17ET006	Replace Redundant 66Kv Switch Gear	1 July 2024	30 June 2025	Director	100 000	-	-	Whole of the Municipality	Electricity
Electrotechnical Services	Distribution	17ET007	Power Factor	1 July 2024	30 June 2025	Director	1 400 000	500 000	-	Whole of the Municipality	Electricity
Electrotechnical Services	Distribution	17ET010	Communication System	1 July 2024	30 June 2025	Director	1 000 000	1 150 000	-	Whole of the Municipality	Electricity
Electrotechnical Services	Distribution	17ET011	Control Centre: 11Kv Safety	1 July 2024	30 June 2025	Director	100 000	1 250 000	-	Administrative or Head Office (Including Satellite Offices)	Electricity
Electrotechnical Services	Distribution	17ET012	Protection System	1 July 2024	30 June 2025	Director	1 200 000	1 200 000	-	Administrative or Head Office (Including Satellite Offices)	Electricity
Electrotechnical Services	Distribution	17ET013	Extension Of 11Kv Network - George Inner City	1 July 2024	30 June 2025	Director	2 000 000	2 000 000	2 000 000	Whole of the Municipality	Electricity
Electrotechnical Services	Distribution	17ET014	Extension Of 11Kv Network - Uniondale	1 July 2024	30 June 2025	Director	200 000	200 000	200 000	Ward 25	Electricity
Electrotechnical Services	Distribution	17ET015	Extension Of 11Kv Network - Thembaletu	1 July 2024	30 June 2025	Director	500 000	500 000	500 000	Ward 9	Electricity
Electrotechnical Services	Distribution	17ET016	Extension Of 11Kv Network - Wilderness	1 July 2024	30 June 2025	Director	500 000	500 000	500 000	Ward 4	Electricity
Electrotechnical Services	Distribution	17ET018	Extension Of 11Kv Network - Lawaai kamp	1 July 2024	30 June 2025	Director	500 000	500 000	500 000	Lawaai kamp	Electricity
Electrotechnical Services	Distribution	17ET019	Overloaded Networks: Replacement - Elec	1 July 2024	30 June 2025	Director	5 000 000	5 000 000	5 000 000	Whole of the Municipality	Electricity
Electrotechnical Services	Distribution	17ET020	Replace Overloaded 11Kv Switchgear	1 July 2024	30 June 2025	Director	5 000 000	5 000 000	5 000 000	Whole of the Municipality	Electricity
Electrotechnical Services	Distribution	17ET021	L/T Lines - George	1 July 2024	30 June 2025	Director	2 000 000	2 000 000	2 000 000	Whole of the Municipality	Electricity
Electrotechnical Services	Distribution	17ET022	L/T Lines - Pacaltsdorp	1 July 2024	30 June 2025	Director	500 000	500 000	500 000	Ward 14	Electricity
Electrotechnical Services	Distribution	17ET023	L/T Lines - Uniondale	1 July 2024	30 June 2025	Director	100 000	100 000	100 000	Ward 25	Electricity
Electrotechnical Services	Distribution	17ET024	L/T Lines - Wilderness	1 July 2024	30 June 2025	Director	100 000	100 000	100 000	Ward 4	Electricity

Directorate	Department	Project Code	Project Description	Start date	End date	Responsible Person	FINYEAR			Region	Function
							2024	2025	2026		
Electrotechnical Services	Distribution	17ET025	Reticulation Fill In Schemes - Ad Hoc	1 July 2024	30 June 2025	Director	100 000	100 000	100 000	Whole of the Municipality	Electricity

Directorate	Department	Project Code	Project Description	Start date	End date	Responsible Person	FINYEAR			Region	Function
							2024	2025	2026		
Electrotechnical Services	Distribution	17ET027	Uniondale Electrification	1 July 2024	30 June 2025	Director	10 000	10 000	10 000	Ward 25	Electricity
Electrotechnical Services	Distribution	17ET034	Furniture And Fittings - Elec	1 July 2024	30 June 2025	Director	50 000	50 000	50 000	Administrative or Head Office (Including Satellite Offices)	Electricity
Electrotechnical Services	Distribution	17ET035	Entrance Control And Security Measures - Elec	1 July 2024	30 June 2025	Director	50 000	50 000	50 000	Administrative or Head Office (Including Satellite Offices)	Electricity
Electrotechnical Services	Distribution	17ET036	Mobile Radios - Elec	1 July 2024	30 June 2025	Director	100 000	100 000	100 000	Administrative or Head Office (Including Satellite Offices)	Electricity
Electrotechnical Services	Distribution	17ET038	Safety Equipment - Elec	1 July 2024	30 June 2025	Director	50 000	50 000	50 000	Administrative or Head Office (Including Satellite Offices)	Electricity
Electrotechnical Services	Distribution	17ET040	Tools And Equipment - Elec	1 July 2024	30 June 2025	Director	200 000	200 000	200 000	Administrative or Head Office (Including Satellite Offices)	Electricity
Electrotechnical Services	Distribution	17ET041	Testing Equipment - Elec	1 July 2024	30 June 2025	Director	50 000	-	-	Administrative or Head Office (Including Satellite Offices)	Electricity
Electrotechnical Services	Distribution	17ET042	Upgrading Of Buildings - Elec	1 July 2024	30 June 2025	Director	1 000 000	1 000 000	-	Administrative or Head Office (Including Satellite Offices)	Electricity
Electrotechnical Services	Distribution	17ET043	Safety Additions To Elec Building (Ohsa)	1 July 2024	30 June 2025	Director	2 000 000	50 000	50 000	Administrative or Head Office (Including Satellite Offices)	Electricity
Electrotechnical Services	Distribution	17ET044	Security Wall At Major Substations	1 July 2024	30 June 2025	Director	500 000	500 000	500 000	Administrative or Head Office (Including Satellite Offices)	Electricity
Electrotechnical Services	Distribution	17ET065	Herolds Bay Substation: Transformer	1 July 2024	30 June 2025	Director	2 000 000	-	-	Herolds bay	Electricity
Electrotechnical Services	Distribution	17ET070	Schaapkop 2Nd 132/66Kv Transformer	1 July 2024	30 June 2025	Director	24 000 000	26 000 000	-	Whole of the Municipality	Electricity

Directorate	Department	Project Code	Project Description	Start date	End date	Responsible Person	FINYEAR			Region	Function
							2024	2025	2026		
Electrotechnical Services	Distribution	17ET075	Formal Areas Underground Connection - Uisp Area	1 July 2024	30 June 2025	Director	-	4 347 826	-	WC044 George	Electricity



Directorate	Department	Project Code	Project Description	Start date	End date	Responsible Person	FINYEAR			Region	Function
							2024	2025	2026		
Electrotechnical Services	Distribution	17ET077	Street Lightning: Greater George	1 July 2024	30 June 2025	Director	2 500 000	3 000 000	3 000 000	Whole of the Municipality	Street Lighting and Signal Systems
Electrotechnical Services	Distribution	17ET078	Heather Park 2Nd Transformer	1 July 2024	30 June 2025	Director	500 000	12 000 000	-	Heather Park	Electricity
Electrotechnical Services	Distribution	17ET079	Hansmoeskraal-Thembalethu 66Kv Overhead Line	1 July 2024	30 June 2025	Director	500 000	1 000 000	30 000 000	Administrative or Head Office (Including Satellite Offices)	Electricity
Electrotechnical Services	Distribution	18ET086	Reticulation Scheme - Thembalethu N2	1 July 2024	30 June 2025	Director	-	300 000	-	Ward 11	Electricity
Electrotechnical Services	Distribution	18ET093	Replace Cherry Picker Truck - Elec	1 July 2024	30 June 2025	Director	1 950 000	-	-	Administrative or Head Office (Including Satellite Offices)	Electricity
Electrotechnical Services	Distribution	18ET097	Reticulation Schemes - Informal Settlements	1 July 2024	30 June 2025	Director	5 000 000	5 000 000	5 000 000	Whole of the Municipality	Electricity
Electrotechnical Services	Distribution	18ET098	End User Equipment (Pc'S Laptops And Peripheral Devices) - Elec	1 July 2024	30 June 2025	Director	100 000	100 000	100 000	Administrative or Head Office (Including Satellite Offices)	Electricity
Electrotechnical Services	Distribution	19ET001	Festive Lights	1 July 2024	30 June 2025	Director	200 000	200 000	200 000	Whole of the Municipality	Electricity
Electrotechnical Services	Distribution	20ET002	Upgrade Oh Line - Ss George To Ss Glenwood	1 July 2024	30 June 2025	Director	1 500 000	2 000 000	-	Whole of the Municipality	Electricity
Electrotechnical Services	Distribution	21ET002	Ldv Bakkies - Elec	1 July 2024	30 June 2025	Director	450 000	-	-	Administrative or Head Office (Including Satellite Offices)	Electricity
Electrotechnical Services	Distribution	21ET003	Ups For Traffic Lights	1 July 2024	30 June 2025	Director	1 500 000	1 500 000	1 500 000	WC044 George	Electricity
Electrotechnical Services	Distribution	22ET001	Fichat Ss Upgrade - 11Kv Switchgear And Equipment	1 July 2024	30 June 2025	Director	1 000 000	1 000 000	-	George South	Electricity
Electrotechnical Services	Distribution	22ET002	Theron Ss Upgrade - 11Kv Switchgear And Equipment	1 July 2024	30 June 2025	Director	3 000 000	3 000 000	-	George	Electricity
Electrotechnical Services	Distribution	22ET003	Solar Pv: Outeniqua Wwtp (400Kw)	1 July 2024	30 June 2025	Director	300 000	300 000	-	Administrative or Head Office (Including Satellite Offices)	Electricity
Electrotechnical Services	Distribution	22ET005	Solar Pv: Gwaiing Wwtp (300Kw)	1 July 2024	30 June 2025	Director	500 000	500 000	500 000	Gwayang 208	Electricity

Directorate	Department	Project Code	Project Description	Start date	End date	Responsible Person	FINYEAR			Region	Function
							2024	2025	2026		
Electrotechnical Services	Distribution	22ET007	Solar Pv: Electro-Technical Services (50Kw)	1 July 2024	30 June 2025	Director	300 000	300 000	-	Administrative or Head Office (Including Satellite Offices)	Electricity

Directorate	Department	Project Code	Project Description	Start date	End date	Responsible Person	FINYEAR			Region	Function
							2024	2025	2026		
Electrotechnical Services	Distribution	23EL400	Renewable Energy Project - 1Mw	1 July 2024	30 June 2025	Director	300 000	300 000	-	Whole of the Municipality	Electricity
Electrotechnical Services	Distribution	23EL401	Renewable Energy Project - 9Mw	1 July 2024	30 June 2025	Director	75 000 000	85 000 000	70 000 000	Whole of the Municipality	Electricity
Electrotechnical Services	Distribution	23ET001	Proefplaas 66/11Kv Upgrade - Phase 3	1 July 2024	30 June 2025	Director	15 500 000	-	-	Administrative or Head Office (Including Satellite Offices)	Electricity
Electrotechnical Services	Distribution	23ET002	Outeniqua Bess	1 July 2024	30 June 2025	Director	6 000 000	-	-	Ward 6	Electricity
Electrotechnical Services	Distribution	23ET004	Gwaiing Bess	1 July 2024	30 June 2025	Director	7 500 000	-	-	Gwayang 208	Electricity
Electrotechnical Services	Distribution	24EL002	Qos	1 July 2024	30 June 2025	Director	700 000	800 000	-	Administrative or Head Office (Including Satellite Offices)	Electricity
Electrotechnical Services	Distribution	24EL003	11Kv Switchgear And Equipment - Mooikloof	1 July 2024	30 June 2025	Director	300 000	4 900 000	-	WC044 George	Electricity
Electrotechnical Services	Distribution	24EL005	Reticulation Schemes - Pacaltsdorp Erf 325 West	1 July 2024	30 June 2025	Director	-	10 187 500	3 478 260	Pacaltsdorp	Electricity
Electrotechnical Services	Distribution	24EL006	Reticulation Of Metro Grounds	1 July 2024	30 June 2025	Director	2 000 000	-	-	WC044 George	Electricity
Electrotechnical Services	Distribution	24EL007	Civic Centre Bess	1 July 2024	30 June 2025	Director	7 500 000	-	-	Administrative or Head Office (Including Satellite Offices)	Electricity
Electrotechnical Services	Distribution	24EL009	30Mw Pv Plant And Bess System	1 July 2024	30 June 2025	Director	100 000	1 000 000	1 000 000	Administrative or Head Office (Including Satellite Offices)	Electricity
Electrotechnical Services	Distribution	24EL053	Solar Pv - Extention To 1Mwp	1 July 2024	30 June 2025	Director	1 000 000	12 500 000	12 500 000	Administrative or Head Office (Including Satellite Offices)	Electricity
Electrotechnical Services	Distribution	24EL055	Purchase Erf 11760	1 July 2024	30 June 2025	Director	3 000 000	-	-	Administrative or Head Office (Including Satellite Offices)	Electricity
Electrotechnical Services	Fleet Management	17CS201	Tools And Equipment	1 July 2024	30 June 2025	Director	10 000	10 000	10 000	Administrative or Head Office (Including Satellite Offices)	Fleet Management

Directorate	Department	Project Code	Project Description	Start date	End date	Responsible Person	FINYEAR			Region	Function
							2024	2025	2026		
Electrotechnical Services	Fleet Management	17ET047	Vehicle Tracking System	1 July 2024	30 June 2025	Director	50 000	50 000	50 000	Administrative or Head Office (Including Satellite Offices)	Fleet Management
Electrotechnical Services	Fleet Management	18PS010	Upgrade Vehicle Workshop Building	1 July 2024	30 June 2025	Director	200 000	2 000 000	2 000 000	Administrative or Head Office (Including Satellite Offices)	Fleet Management
Electrotechnical Services	Fleet Management	18PS021	Ups (Fuel Management)	1 July 2024	30 June 2025	Director	50 000	-	-	Administrative or Head Office (Including Satellite Offices)	Fleet Management
Electrotechnical Services	Fleet Management	20PS002	Fuel Management Equipment	1 July 2024	30 June 2025	Director	20 000	-	-	Administrative or Head Office (Including Satellite Offices)	Fleet Management
Financial Services	It Services Network	17MM009	Tools Of Trade - Council	1 July 2024	30 June 2025	Director	-	1 500 000	-	Administrative or Head Office (Including Satellite Offices)	Information Technology
Financial Services	It Services Network	18FS021	Biometrics - It	1 July 2024	30 June 2025	Director	200 000	180 000	180 000	Administrative or Head Office (Including Satellite Offices)	Information Technology
Financial Services	It Services Network	20MM011	Fibre And Network Infrastructure	1 July 2024	30 June 2025	Director	500 000	500 000	500 000	Administrative or Head Office (Including Satellite Offices)	Information Technology
Financial Services	It Services Network	22MM003	Internet Of Things	1 July 2024	30 June 2025	Director	5 000	-	-	Administrative or Head Office (Including Satellite Offices)	Information Technology
Financial Services	It Services Network	24FS009	End User Equipment (Pc'S Laptops And Peripheral Devices) It	1 July 2024	30 June 2025	Director	160 000	120 000	200 000	Administrative or Head Office (Including Satellite Offices)	Information Technology
Financial Services	It Services Network	24FS010	Hyper-V Server	1 July 2024	30 June 2025	Director	-	-	-	Administrative or Head Office (Including Satellite Offices)	Information Technology

Directorate	Department	Project Code	Project Description	Start date	End date	Responsible Person	FINYEAR			Region	Function
							2024	2025	2026		
Financial Services	It Services Network	24FS011	It Architecture Assessment And Upgrades	1 July 2024	30 June 2025	Director	380 000	300 000	300 000	Administrative or Head Office (Including Satellite Offices)	Information Technology

Directorate	Department	Project Code	Project Description	Start date	End date	Responsible Person	FINYEAR			Region	Function
							2024	2025	2026		
Financial Services	It Services Network	24FS012	Electrical Business Continuity	1 July 2024	30 June 2025	Director	60 000	-	-	Administrative or Head Office (Including Satellite Offices)	Information Technology
Financial Services	It Services Network	24FS050	Server And Server Room Infrastructure	1 July 2024	30 June 2025	Director	200 000	250 000	300 000	Administrative or Head Office (Including Satellite Offices)	Information Technology
Financial Services	Secretariat Financial Services	17CS125	Office Furniture	1 July 2024	30 June 2025	Director	2 500	-	-	Administrative or Head Office (Including Satellite Offices)	Administrative and Corporate Support
Financial Services	Secretariat Financial Services	19CS034	Shredder - Haarlem	1 July 2024	30 June 2025	Director	-	6 500	-	Ward 24	Administrative and Corporate Support
Financial Services	Secretariat Financial Services	20CS038	Airconditioning - Haarlem	1 July 2024	30 June 2025	Director	22 000	-	-	Ward 24	Administrative and Corporate Support
Financial Services	Secretariat Financial Services	21FS002	End User Equipment (Pc'S Laptops And Peripheral Devices) - Fin	1 July 2024	30 June 2025	Director	490 000	400 000	300 000	Administrative or Head Office (Including Satellite Offices)	Administrative and Corporate Support
Financial Services	Secretariat Financial Services	21PD001	Fridge	1 July 2024	30 June 2025	Director	3 500	-	-	Avontuur 166	Administrative and Corporate Support
Financial Services	Secretariat Financial Services	22FS002	Chairs - Secretariat Financial Services	1 July 2024	30 June 2025	Director	36 000	-	-	Administrative or Head Office (Including Satellite Offices)	Administrative and Corporate Support
Financial Services	Secretariat Financial Services	22FS006	Filing Cabinets.Scm	1 July 2024	30 June 2025	Director	2 500	-	-	Administrative or Head Office (Including Satellite Offices)	Administrative and Corporate Support
Financial Services	Secretariat Financial Services	24FS001	Office Renovations And Office Space	1 July 2024	30 June 2025	Director	300 000	250 000	250 000	Administrative or Head Office (Including Satellite Offices)	Administrative and Corporate Support
Financial Services	Secretariat Financial Services	24FS002	Office Furniture - Cfo	1 July 2024	30 June 2025	Director	500 000	350 000	350 000	Administrative or Head Office (Including Satellite Offices)	Administrative and Corporate Support

Directorate	Department	Project Code	Project Description	Start date	End date	Responsible Person	FINYEAR			Region	Function
							2024	2025	2026		
Financial Services	Secretariat Financial Services	24FS003	Shredder - Client Services	1 July 2024	30 June 2025	Director	4 000	-	-	Administrative or Head Office (Including Satellite Offices)	Administrative and Corporate Support

Directorate	Department	Project Code	Project Description	Start date	End date	Responsible Person	FINYEAR			Region	Function
							2024	2025	2026		
Financial Services	Secretariat Financial Services	24FS005	Upgrade Stores Building And Yard	1 July 2024	30 June 2025	Director	-	150 000	850 000	Administrative or Head Office (Including Satellite Offices)	Administrative and Corporate Support
Financial Services	Secretariat Financial Services	24FS008	Airconditioner - Creditors	1 July 2024	30 June 2025	Director	380 000	100 000	100 000	Administrative or Head Office (Including Satellite Offices)	Administrative and Corporate Support
Human Settlements, Planning and Property Management	Economic Growth And Rural Development (Led)	17CS140	Vehicles	1 July 2024	30 June 2025	Director	300 000	-	-	Administrative or Head Office (Including Satellite Offices)	Economic Development/Planning
Human Settlements, Planning and Property Management	Economic Growth And Rural Development (Led)	17MM031	Furniture And Fittings - Led	1 July 2024	30 June 2025	Director	20 000	10 000	10 000	Administrative or Head Office (Including Satellite Offices)	Economic Development/Planning
Human Settlements, Planning and Property Management	Economic Growth And Rural Development (Led)	19PD017	Laptops - Led	1 July 2024	30 June 2025	Director	20 000	20 000	60 000	Administrative or Head Office (Including Satellite Offices)	Economic Development/Planning
Human Settlements, Planning and Property Management	Economic Growth And Rural Development (Led)	22PB003	Pacaltsdorp Smme Trading Site	1 July 2024	30 June 2025	Director	1 200 000	1 280 000	1 670 000	Pacaltsdorp	Economic Development/Planning
Human Settlements, Planning and Property Management	Economic Growth And Rural Development (Led)	22PB004	Upgrading Of Masakhane Mall	1 July 2024	30 June 2025	Director	-	300 000	200 000	WC044 George	Economic Development/Planning
Human Settlements, Planning and Property Management	Economic Growth And Rural Development (Led)	24CE015	Airconditioning / Airconditioners	1 July 2024	30 June 2025	Director	30 000	-	-	WC044 George	Economic Development/Planning
Human Settlements, Planning and Property Management	Economic Growth And Rural Development (Led)	24PD005	Construction Of New Informal Trading Stands	1 July 2024	30 June 2025	Director	-	300 000	100 000	WC044 George	Economic Development/Planning



Directorate	Department	Project Code	Project Description	Start date	End date	Responsible Person	FINYEAR			Region	Function
							2024	2025	2026		
Human Settlements, Planning and Property Management	Economic Growth And Rural Development (Led)	24PD006	Paving Wcp Office	1 July 2024	30 June 2025	Director	45 000	-	-	WC044 George	Economic Development/Planning
Human Settlements, Planning and Property Management	Economic Growth And Rural Development (Led)	24PD007	Shelter Wcp Office	1 July 2024	30 June 2025	Director	-	250 000	-	WC044 George	Economic Development/Planning
Human Settlements, Planning and Property Management	Economic Growth And Rural Development (Led)	24PD008	Furniture And Fittings -Strategic Services	1 July 2024	30 June 2025	Director	15 000	-	-	WC044 George	Economic Development/Planning
Human Settlements, Planning and Property Management	Economic Growth And Rural Development (Led)	4MM001	Tablets	1 July 2024	30 June 2025	Director	20 000	-	20 000	WC044 George	Administrative andCorporate Support
Human Settlements, Planning and Property Management	Housing Administration	17CO046	Sedan	1 July 2024	30 June 2025	Director	-	650 000	-	WC044 George	Housing
Human Settlements, Planning and Property Management	Housing Administration	17CS126	Generator	1 July 2024	30 June 2025	Director	20 000	-	-	Administrative or Head Office (Including Satellite Offices)	Housing
Human Settlements, Planning and Property Management	Housing Administration	17CS190	Screen	1 July 2024	30 June 2025	Director	6 000	-	-	Administrative or Head Office (Including Satellite Offices)	Housing
Human Settlements, Planning and Property Management	Housing Administration	17CS191	Gazebos	1 July 2024	30 June 2025	Director	20 000	-	20 000	Administrative or Head Office (Including Satellite Offices)	Housing

Directorate	Department	Project Code	Project Description	Start date	End date	Responsible Person	FINYEAR			Region	Function
							2024	2025	2026		
Human Settlements, Planning and Property Management	Housing Administration	17HS042	Furniture: Housing (New)	1 July 2024	30 June 2025	Director	15 000	5 000	10 000	Administrative or Head Office (Including Satellite Offices)	Housing

Directorate	Department	Project Code	Project Description	Start date	End date	Responsible Person	FINYEAR			Region	Function
							2024	2025	2026		
Human Settlements, Planning and Property Management	Housing Administration	18HS029	Visitor Chairs Replacement - Existing Housing	1 July 2024	30 June 2025	Director	-	10 000	-	WC044 George	Housing
Human Settlements, Planning and Property Management	Housing Administration	18HS031	Filing Cabinets - Existing Housing	1 July 2024	30 June 2025	Director	10 000	10 000	-	Administrative or Head Office (Including Satellite Offices)	Housing
Human Settlements, Planning and Property Management	Housing Administration	18HS037	Bakkie - New Housing	1 July 2024	30 June 2025	Director	400 000	-	450 000	Administrative or Head Office (Including Satellite Offices)	Housing
Human Settlements, Planning and Property Management	Housing Administration	19HS055	Building Equipment And Tools	1 July 2024	30 June 2025	Director	80 000	70 000	90 000	Administrative or Head Office (Including Satellite Offices)	Housing
Human Settlements, Planning and Property Management	Housing Administration	19HS056	Fireproof Safe- Existing Housing	1 July 2024	30 June 2025	Director	80 000	-	-	Administrative or Head Office (Including Satellite Offices)	Housing
Human Settlements, Planning and Property Management	Housing Administration	19HS064	End User Equipment (Pc'S Laptops And Peripheral Devices) - Housing	1 July 2024	30 June 2025	Director	45 000	140 000	20 000	Administrative or Head Office (Including Satellite Offices)	Housing
Human Settlements, Planning and Property Management	Housing Administration	19PD009	Branded Wall Banners	1 July 2024	30 June 2025	Director	30 000	-	30 000	Administrative or Head Office (Including Satellite Offices)	Housing
Human Settlements, Planning and Property Management	Housing Administration	20CS065	Bakkies	1 July 2024	30 June 2025	Director	-	-	500 000	Administrative or Head Office (Including Satellite Offices)	Housing

Directorate	Department	Project Code	Project Description	Start date	End date	Responsible Person	FINYEAR			Region	Function
							2024	2025	2026		
Human Settlements, Planning and Property Management	Housing Administration	21HS006	Furniture: Existing Housing	1 July 2024	30 June 2025	Director	5 000	5 000	5 000	Ward 20	Housing

Directorate	Department	Project Code	Project Description	Start date	End date	Responsible Person	FINYEAR			Region	Function
							2024	2025	2026		
Human Settlements, Planning and Property Management	Housing Administration	21HS007	Provision Of Services: Flisp Housing - Blanco Bufferstrook	1 July 2024	30 June 2025	Director	-	1 500 000	-	Administrative or Head Office (Including Satellite Offices)	Housing
Human Settlements, Planning and Property Management	Housing Administration	22HS011	Construction Of Building:Office Space (Industrial Area)	1 July 2024	30 June 2025	Director	2 000 000	1 700 000	-	Ward 20	Housing
Human Settlements, Planning and Property Management	Housing Administration	23HS400	Gas Lamp	1 July 2024	30 June 2025	Director	20 000	-	-	Administrative or Head Office (Including Satellite Offices)	Housing
Human Settlements, Planning and Property Management	Housing Administration	23HS401	Branded Pop Ups And Fins	1 July 2024	30 June 2025	Director	-	10 000	-	Administrative or Head Office (Including Satellite Offices)	Housing
Human Settlements, Planning and Property Management	Housing Administration	24CE015	Airconditioning / Airconditioners	1 July 2024	30 June 2025	Director	30 000	-	-	WC044 George	Housing
Human Settlements, Planning and Property Management	Housing Administration	24HS001	Temporary Relocation Area	1 July 2024	30 June 2025	Director	-	-	1 000 000	Administrative or Head Office (Including Satellite Offices)	Administrative andCorporate Support
Human Settlements, Planning and Property Management	Integrated Development Plan (Idp) And Performance Management System (Pms)	17CS116	Laptops	1 July 2024	30 June 2025	Director	30 000	-	20 000	Uniondale	Administrative andCorporate Support
Human Settlements, Planning and Property Management	Integrated Development Plan (Idp) And Performance Management System (Pms)	17CS190	Screen	1 July 2024	30 June 2025	Director	6 000	-	-	Administrative or Head Office (Including Satellite Offices)	Administrative andCorporate Support

Directorate	Department	Project Code	Project Description	Start date	End date	Responsible Person	FINYEAR			Region	Function
							2024	2025	2026		
Human Settlements, Planning and Property Management	Integrated Development Plan (Idp) And Performance Management System (Pms)	24PD010	Binders	1 July 2024	30 June 2025	Director	4 000	-	-	Administrative or Head Office (Including Satellite Offices)	Administrative and Corporate Support
Human Settlements, Planning and Property Management	Integrated Development Plan (Idp) And Performance Management System (Pms)	24PD011	Shredders	1 July 2024	30 June 2025	Director	7 000	-	-	Administrative or Head Office (Including Satellite Offices)	Administrative and Corporate Support
Human Settlements, Planning and Property Management	Integrated Development Plan (Idp) And Performance Management System (Pms)	24PD012	Guillotine	1 July 2024	30 June 2025	Director	3 000	-	-	Administrative or Head Office (Including Satellite Offices)	Administrative and Corporate Support
Human Settlements, Planning and Property Management	Integrated Development Plan (Idp) And Performance Management System (Pms)	4MM001	Tablets	1 July 2024	30 June 2025	Director	24 000	-	-	WC044 George	Administrative and Corporate Support
Human Settlements, Planning and Property Management	Maintenance	18HS033	Chairs - Maintenance Section	1 July 2024	30 June 2025	Director	30 000	-	10 000	WC044 George	Housing
Human Settlements, Planning and Property Management	Maintenance	18HS034	Furniture - Maintenance Section	1 July 2024	30 June 2025	Director	50 000	30 000	-	WC044 George	Housing
Human Settlements, Planning and Property Management	Maintenance	21HS003	1X Bakkie: Maintenance	1 July 2024	30 June 2025	Director	520 000	-	500 000	Administrative or Head Office (Including Satellite Offices)	Housing

Directorate	Department	Project Code	Project Description	Start date	End date	Responsible Person	FINYEAR			Region	Function
							2024	2025	2026		
Human Settlements, Planning and Property Management	Maintenance	21PD001	Fridge	1 July 2024	30 June 2025	Director	7 500	-	-	Avontuur 166	Housing

Directorate	Department	Project Code	Project Description	Start date	End date	Responsible Person	FINYEAR			Region	Function
							2024	2025	2026		
Human Settlements, Planning and Property Management	Maintenance	22PD001	Microwave	1 July 2024	30 June 2025	Director	4 000	-	-	WC044 George	Housing
Human Settlements, Planning and Property Management	Maintenance	24HS002	Lockers	1 July 2024	30 June 2025	Director	50 000	-	-	Administrative or Head Office (Including Satellite Offices)	Housing
Human Settlements, Planning and Property Management	Maintenance	24HS004	Scaffolding	1 July 2024	30 June 2025	Director	80 000	20 000	-	Administrative or Head Office (Including Satellite Offices)	Housing
Human Settlements, Planning and Property Management	Maintenance	24PD014	Paving :Kliphuis Gebou-Pacaltsdorp(Mission Street)	1 July 2024	30 June 2025	Director	40 000	-	-	Administrative or Head Office (Including Satellite Offices)	Housing
Human Settlements, Planning and Property Management	Maintenance	24PD015	Erection Of Fence :Kliphuis Gebou-Pacaltsdorp(Mission Street)	1 July 2024	30 June 2025	Director	250 000	-	-	Administrative or Head Office (Including Satellite Offices)	Housing
Human Settlements, Planning and Property Management	Maintenance	24PD016	Toilets For Disabled :Kliphuis Gebou-Pacaltsdorp(Mission Street)	1 July 2024	30 June 2025	Director	-	30 000	-	Administrative or Head Office (Including Satellite Offices)	Housing
Human Settlements, Planning and Property Management	Maintenance	24PD018	Gas Stove	1 July 2024	30 June 2025	Director	15 000	-	-	Administrative or Head Office (Including Satellite Offices)	Housing
Human Settlements, Planning and Property Management	Maintenance	24PD019	Gas Cylinders	1 July 2024	30 June 2025	Director	7 000	-	-	Administrative or Head Office (Including Satellite Offices)	Housing



Directorate	Department	Project Code	Project Description	Start date	End date	Responsible Person	FINYEAR			Region	Function
							2024	2025	2026		
Human Settlements, Planning and Property Management	Maintenance	24PD020	Water Pumps	1 July 2024	30 June 2025	Director	20 000	20 000	20 000	Administrative or Head Office (Including Satellite Offices)	Housing

Directorate	Department	Project Code	Project Description	Start date	End date	Responsible Person	FINYEAR			Region	Function
							2024	2025	2026		
Human Settlements, Planning and Property Management	Maintenance	24PD021	Water Harvesting Projects	1 July 2024	30 June 2025	Director	50 000	50 000	50 000	Administrative or Head Office (Including Satellite Offices)	Housing
Human Settlements, Planning and Property Management	Maintenance	24PD022	Replace Asbestos Roof :Post Office Building- Pacaltsdorp(Mission Street)	1 July 2024	30 June 2025	Director	350 000	-	-	Administrative or Head Office (Including Satellite Offices)	Housing
Human Settlements, Planning and Property Management	Maintenance	24PD023	Replace Asbestos Roof :House 11Th Avenue, Denneoord	1 July 2024	30 June 2025	Director	-	350 000	-	Administrative or Head Office (Including Satellite Offices)	Housing
Human Settlements, Planning and Property Management	Maintenance	24PD024	Erection Of Fence :Post Office Building- Pacaltsdorp(Mission Street)	1 July 2024	30 June 2025	Director	200 000	-	-	Administrative or Head Office (Including Satellite Offices)	Housing
Human Settlements, Planning and Property Management	Secretariat Human Settlements Land Affairs And Planning	17CS116	Laptops	1 July 2024	30 June 2025	Director	-	-	60 000	Uniondale	Administrative andCorporate Support
Human Settlements, Planning and Property Management	Secretariat Human Settlements Land Affairs And Planning	24PD004	Furniture And Fittings - York Hostel	1 July 2024	30 June 2025	Director	3 500 000	100 000	-	Administrative or Head Office (Including Satellite Offices)	Administrative andCorporate Support
Human Settlements, Planning and Property Management	Spacial Planning	17CO046	Sedan	1 July 2024	30 June 2025	Director	550 000	300 000	300 000	WC044 George	Town Planning, Building Regulations and Enforcement, and City Engineer
Human Settlements, Planning and Property Management	Spacial Planning	18PH019	End User Equipment (Pc'S Laptops And Peripheral Devices)-Pd	1 July 2024	30 June 2025	Director	180 000	150 000	100 000	Administrative or Head Office (Including Satellite Offices)	Town Planning, Building Regulations and Enforcement, and City Engineer

Directorate	Department	Project Code	Project Description	Start date	End date	Responsible Person	FINYEAR			Region	Function
							2024	2025	2026		
Human Settlements, Planning and Property Management	Spacial Planning	20PB002	Services Provision Study: Gwaiing Area	1 July 2024	30 June 2025	Director	1 900 000	300 000	300 000	Whole of the Municipality	Town Planning, Building Regulations and Enforcement, and City Engineer

Directorate	Department	Project Code	Project Description	Start date	End date	Responsible Person	FINYEAR			Region	Function
							2024	2025	2026		
Human Settlements, Planning and Property Management	Spacial Planning	21PD006	Metro Grounds Industrial	1 July 2024	30 June 2025	Director	1 900 000	300 000	300 000	Administrative or Head Office (Including Satellite Offices)	Town Planning, Building Regulations and Enforcement, and City Engineer
Human Settlements, Planning and Property Management	Spacial Planning	21PD007	Paving Cbd - St Marks	1 July 2024	30 June 2025	Director	-	600 000	-	Administrative or Head Office (Including Satellite Offices)	Town Planning, Building Regulations and Enforcement, and City Engineer
Human Settlements, Planning and Property Management	Spacial Planning	22PD003	Upgrading Of York Hostel	1 July 2024	30 June 2025	Director	23 000 000	5 000 000	-	Administrative or Head Office (Including Satellite Offices)	Town Planning, Building Regulations and Enforcement, and City Engineer
Human Settlements, Planning and Property Management	Spacial Planning	22PD004	Cbd Walkway - AcquisitionOf Land	1 July 2024	30 June 2025	Director	-	3 280 000	-	Administrative or Head Office (Including Satellite Offices)	Town Planning, Building Regulations and Enforcement, and City Engineer
Human Settlements, Planning and Property Management	Spacial Planning	22PD005	Audio Visual Monitors, Screens, Microphones, Sound, Etc.	1 July 2024	30 June 2025	Director	52 000	31 000	20 000	Administrative or Head Office (Including Satellite Offices)	Town Planning, Building Regulations and Enforcement, and City Engineer
Human Settlements, Planning and Property Management	Spacial Planning	22PD006	Tablets For Bc And Lup	1 July 2024	30 June 2025	Director	39 000	13 000	-	Administrative or Head Office (Including Satellite Offices)	Town Planning, Building Regulations and Enforcement, and City Engineer
Human Settlements, Planning and Property Management	Spacial Planning	24HS222	Ilisoletu Ndpp Investment Plan	1 July 2024	30 June 2025	Director	4 347 826	869 565	869 565	Whole of the Municipality	Town Planning, Building Regulations and Enforcement, and City Engineer

Directorate	Department	Project Code	Project Description	Start date	End date	Responsible Person	FINYEAR			Region	Function
							2024	2025	2026		
Human Settlements, Planning and Property Management	Spacial Planning	24PD027	Riding School Precinct -Town Planning And Environmental	1 July 2024	30 June 2025	Director	-	500 000	1 000 000	Administrative or Head Office (Including Satellite Offices)	Town Planning, Building Regulations and Enforcement, and City Engineer
Human Settlements, Planning and Property Management	Spacial Planning	24PD029	Outeniqua Precinct - Town Planning And Environmental	1 July 2024	30 June 2025	Director	-	500 000	1 000 000	Administrative or Head Office (Including Satellite Offices)	Town Planning, Building Regulations and Enforcement, and City Engineer

Directorate	Department	Project Code	Project Description	Start date	End date	Responsible Person	FINYEAR			Region	Function
							2024	2025	2026		
Human Settlements, Planning and Property Management	Tourism	20PD003	Furniture And Fittings -Tourism Offices	1 July 2024	30 June 2025	Director	100 000	30 000	15 000	Administrative or Head Office (Including Satellite Offices)	Tourism
Human Settlements, Planning and Property Management	Tourism	21PD008	Directional Signage	1 July 2024	30 June 2025	Director	50 000	20 000	20 000	Administrative or Head Office (Including Satellite Offices)	Tourism
Human Settlements, Planning and Property Management	Tourism	24MM002	Signage	1 July 2024	30 June 2025	Director	-	-	50 000	Administrative or Head Office (Including Satellite Offices)	Tourism
Human Settlements, Planning and Property Management	Tourism	24PD030	Herolds Bay Activation Piece	1 July 2024	30 June 2025	Director	100 000	250 000	-	Administrative or Head Office (Including Satellite Offices)	Tourism
Human Settlements, Planning and Property Management	Tourism	24PD031	Fence, Sign And Parking	1 July 2024	30 June 2025	Director	150 000	800 000	-	Administrative or Head Office (Including Satellite Offices)	Tourism
Human Settlements, Planning and Property Management	Tourism	24PD033	Event And Promotional Branding	1 July 2024	30 June 2025	Director	100 000	50 000	20 000	Administrative or Head Office (Including Satellite Offices)	Tourism
Office of the Municipal Manager	Communication	18MM014	Aircon For Boardroom	1 July 2024	30 June 2025	Director	15 500	5 000	7 500	Administrative or Head Office (Including Satellite Offices)	Marketing, Customer Relations, Publicity and Media Co-ordination
Office of the Municipal Manager	Office Of The Municipal Manager	17MM001	Furniture & Fittings - Internal Audit	1 July 2024	30 June 2025	Director	15 000	15 000	15 000	Administrative or Head Office (Including Satellite Offices)	Governance Function
Office of the Municipal Manager	Office Of The Municipal Manager	18MM007	Computer Hardware - Internal Audit	1 July 2024	30 June 2025	Director	60 000	10 000	30 000	Administrative or Head Office (Including Satellite Offices)	Governance Function

Directorate	Department	Project Code	Project Description	Start date	End date	Responsible Person	FINYEAR			Region	Function
							2024	2025	2026		
Office of the Municipal Manager	Office Of The Municipal Manager	18MM014	Aircon For Boardroom	1 July 2024	30 June 2025	Director	20 000	-	20 000	Administrative or Head Office (Including Satellite Offices)	Governance Function
Office of the Municipal Manager	Office Of The Municipal Manager	19PS016	Renovations For laBoardroom	1 July 2024	30 June 2025	Director	25 000	-	-	Administrative or Head Office (Including Satellite Offices)	Governance Function
Office of the Municipal Manager	Office Of The Municipal Manager	24CE015	Airconditioning / Airconditioners	1 July 2024	30 June 2025	Director	20 000	-	-	WC044 George	Governance Function
<b>Total</b>							<b>1 224 723 645</b>	<b>1 114 730 460</b>	<b>774 569 458</b>		

## DRAFT TOP LAYER (TL) SERVICE DELIVERY AND BUDGET IMPLEMENTATION PLAN (SDBIP) 2024/2025: PER STRATEGIC OBJECTIVE(SO)

### 2.1 SO1: DEVELOP AND GROW GEORGE

TL Ref	KPA > Pre-determined Objective (PDO)	Indicator	Indicator type	Unit of Measurement	Baseline (Actual 2022/23)	5 Year Target	2024/2025	Wards	Funding Source	TOP LAYER: Service Delivery and Budget Implementation Plan (SDBIP 2024/2025)			
										Q1	Q2	Q3	Q4
TBC	To maximise job creation opportunities through government expenditure	Create Full-Time Equivalents (FTE's) through government expenditure by 30 June 2025	Output	Create Full-Time Equivalents (FTE's) created through government expenditure by 30 June 2025	625	1400 per annum	450 job opportunities created by 30 June 2024	All	GM	120	120	120	120
TBC	To undertake strategic planning in order to address service delivery challenges in coordinated manner	Implement the final Integrated Economic Development Strategy by 30 June 2025	Output	Number of Final Integrated Economic Development Strategies implemented by 30 June 2025	New KPI	1 per annum	1 final Integrated Economic Development Strategies Developed by 31 March 2025	All	GM	N/A	N/A	N/A	1



2.2 SO2: SAFE, CLEAN AND GREEN

TL Ref	KPA > Pre-determined Objective (PDO)	Indicator	Indicator type	Unit of Measurement	Baseline (Actual 2022/23)	5 Year Target	2024/2025	Wards	Funding Source	TOP LAYER: Service Delivery and Budget Implementation Plan (SDBIP 2024/2025)			
										Q1	Q2	Q3	Q4
TBC	To revitalise the current community facilities to increase access to services for the public	Obtain Blue Flag status for at least 3 beaches by 30 November 2024	Output	Number of Blue Flag status beaches obtained	2	3 per annum	3 Blue Flag status beaches obtained	All	GM	0	3	0	0
TBC	To provide an effective and efficient law-enforcement and emergency services to all the communities of George in our quest to protect and promote the fundamental rights of life	Review and submit a Disaster Management Plan to Council by 31 March 2025	Output	Number of Disaster Management Plans Reviewed and submitted to Council by 31 March 2025	1	1per annum	1 Disaster Management Plan submitted by 31 March 2024	All	GM	0	0	1	0
TBC	To ensure infrastructure planning and development keeps pace with growing city needs by aligning all strategic documents and efforts	Conduct alternative energy feasibility study by 30 June 2025	Output	Number alternative energy feasibility studies conducted by 30 June 2025	New KPI	1 per annum	1 alternative energy feasibility study conducted by 30 June 2025	All	GM	N/A	N/A	N/A	1
TBC		Develop a landfill rehabilitation plan by 30 June 2025		Number of landfill rehabilitation plans developed by 30 June 2025	New KPI	1 per annum	1 landfill rehabilitation plan developed by 30 June 2025	All	GM	N/A	N/A	N/A	1

2.3 SO3: AFFORDABLE QUALITY SERVICES

TL Ref	KPA > Pre-determined Objective (PDO)	Indicator	Indicator type	Unit of Measurement	Baseline (Actual 2022/23)	5 Year Target	2024/2025	Wards	Funding Source	TOP LAYER: Service Delivery and Budget Implementation Plan (SDBIP 2024/2025)			
										Q1	Q2	Q3	Q4
TBC	To provide world-class water services in George to promote development and fulfil basic needs	Achieve water quality compliance as per SANS 241:2015 by 30 June 2025	Output	Percentage water quality compliance achieved as measured against the SANS 241:2015	97.42%	95% per annum	95%-water quality level as per analysis certificate	All	GM	N/A	N/A	N/A	95%
TBC	To explore and implement measures to preserve resources and ensure sustainable development	Limit water network losses to less than 24% measured annually (limit unaccounted for water to less than 24% by 30 June 2024 {(Number of Kilolitres Water Purchased or Purified - Number of Kilolitres Water Sold) / Number of Kilolitres Water Purchased or Purified x 100})	Outcome	Percentage of water losses at 30 June 2025	27.22%	<20% average water losses per annum	<24% average percentage water losses by 30 June	All	GM	N/A	N/A	N/A	<24%

TL Ref	KPA > Pre-determined Objective (PDO)	Indicator	Indicator type	Unit of Measurement	Baseline (Actual 2022/23)	5 Year Target	2024/2025	Wards	Funding Source	TOP LAYER: Service Delivery and Budget Implementation Plan (SDBIP 2024/2025)			
										Q1	Q2	Q3	Q4
TBC	To explore and implement measures to preserve resources and ensure sustainable development	Limit the electricity losses to less than 10% annually (Limit unaccounted for electricity to less than 10% as at 30 June 2024{(Number of units purchased - Number of units Sold (incl. free basic electricity) / Number of units purchased) X100})	Output	Percentage of electricity losses as at 30 June 2025	8.52%	<10% per annum (Less than)	<10% average electricity losses by 30 June	All	GM	<10%	<10%	<10%	<10%
TBC	To provide world-class water services in George to promote development and fulfil basic needs	Provision of basic service delivery to George Residents (NKPI Proxy – MFMA, Reg. S10(a))	Output	Number of residential water meters which are connected to the municipal water infrastructure network	37 586	37 250 per annum	37 250 residential meters connected to municipal infrastructure network	All	GM	N/A	N/A	N/A	37 250
TBC	To provide sufficient electricity for basic needs	Provision of basic service delivery to George Residents (NKPI Proxy – MFMA, Reg. S10(a))	Output	Number of residential electricity meters connected to the municipal electrical infrastructure network	47 555	44 467 per annum	48 580residential meters connected to electrical infrastructure network	All	GM	N/A	44 467	N/A	48 580
TBC	To provide and maintain safe and sustainable sanitation management and infrastructure	Provision of basic service delivery to George Residents (NKPI Proxy – MFMA, Reg. S10(a))	Output	Number of residential account holders which are billed for sewerage	39 041	38 085 per annum	38 085 account holders billed for sewerage	All	GM	0	38 085	0	38 085
TBC	To provide integrated waste management services for the entire municipal area	Provision of basic service delivery to George Residents (NKPI Proxy – MFMA, Reg. S10(a))	Output	Number of residential account holders which are billed for refuse removal	40 452	37 137 per annum	37 173 account holders billed for refuse removal	All	GM	0	37 137	0	37 173
TBC	To provide world class eater services in George to promote development and fulfil basic needs	Provision of basic service delivery to George Residents (NKPI Proxy – MFMA, Reg. S10(a))	Output	Number of indigent account holders receiving free basic water	10 488	11 500 per annum	11000 indigent account holders receiving free basic water	All	GM	11 500	11 500	11000	11000
TBC	To provide sufficient electricity for basic needs	Provision of basic service delivery to George Residents (NKPI Proxy – MFMA, Reg. S10(a))	Output	Number of indigent account holders receiving free basic electricity	15 439	16 500 per annum	14 000indigent account holders receiving free basic electricity	All	GM	16 500	16 500	14 000	14 000
TBC	To provide and maintain safe and sustainable sanitation management and infrastructure	Provision of basic service delivery to George Residents (NKPI Proxy – MFMA, Reg. S10(a))	Output	Number of indigent account holders receiving free basic sanitation	10 228	11 500 per annum	11 000 indigent account holders receiving free basic sanitation	All	GM	11 500	11 500	11 000	11 000
TBC	To provide integrated waste management services for the entire municipal area	Provision of basic service delivery to George Residents (NKPI Proxy – MFMA, Reg. S10(a))	Output	Number of indigent account holders receiving free basic refuse removal	10 318	11 500per annum	11 000 of households with access to basic level of electricity measured quarterly	All	GM	11 500	11 500	11 000	11 000
TBC	To implement an Integrated Public Transport Network that will serve the communities of George	Spend 95% of the approved capital budget on the rehabilitation and upgrade of streets and storm water by 30 June 2024 {(Actual expenditure divided by the total approved budget less savings) x 100}	Output	Percentage of the approved capital budget spent on the rehabilitation and upgrade of streets and storm water by 30 June 2025	31.77%	95% per annum	95% the approved capital budget spent on the rehabilitation and upgrade of streets and storm water by 30 June2025	All	GM	10%	40%	60%	95%

TL Ref	KPA > Pre-determined Objective (PDO)	Indicator	Indicator type	Unit of Measurement	Baseline (Actual 2022/23)	5 Year Target	2024/2025	Wards	Funding Source	TOP LAYER: Service Delivery and Budget Implementation Plan (SDBIP 2024/2025)			
										Q1	Q2	Q3	Q4
TBC	To implement an Integrated Public Transport Network that will serve the communities of George	Spend 95% of the approved capital budget on the rehabilitation and upgrade of the public transport infrastructure by 30 June 2024{{Actual expenditure divided by the total approved budget less savings) x 100}}	Output	Percentage of the approved capital budget spent on the rehabilitation and upgrade of the public transport infrastructure by 30 June 2025	62.34%	95% per annum	95% of the approved capital budget spent on the rehabilitation and upgrade of the public transport infrastructure by 30 June 2025	All	GM	10%	40%	60%	95%
TBC	To provide world class water services in George to promote development and fulfil basic needs	Spend 95% of the approved capital budget on the rehabilitation and upgrade of Water - Networks by 30 June 2024 {{Actual expenditure divided by the total approved budget less savings) x 100}}	Output	Percentage of the approved capital budget spent on the rehabilitation and upgrade of Water - Networks by 30 June 2025	73.32%	95% per annum	95% of the approved capital budget spent on the rehabilitation and upgrade of Water - Networks by 30 June 2025	All	GM	10%	40%	60%	95%
TBC	To provide world class water services in George to promote development and fulfil basic needs	Spend 95% of the approved capital budget on the rehabilitation and upgrade of Water-Purification by 30 June 2024 {{Actual expenditure divided by the total approved budget less savings) x 100}}	Output	Percentage of the approved capital budget spent on the rehabilitation and upgrade of Water-Purification by 30 June 2025	62.07%	95% per annum	95% of the approved capital budget spent on the rehabilitation and upgrade of Water-Purification by 30 June 2025	All	GM	10%	40%	60%	95%
TBC	To provide and maintain safe and sustainable sanitation management and infrastructure	Spend 95% of the approved capital budget on the rehabilitation and upgrade of the Sewerage Networks by 30 June 2024 {{Actual expenditure divided by the total approved budget less savings) x 100}}	Output	Percentage of the approved capital budget spent on the rehabilitation and upgrade of the Sewerage Networks by 30 June 2025	76.92%	95% per annum	95% of the approved capital budget spent on the rehabilitation and upgrade of the Sewerage Networks by 30 June 2025	All	GM	10%	40%	60%	95%
TBC	To provide and maintain safe and sustainable sanitation management and infrastructure	Spend 95% of the approved capital budget on the rehabilitation and upgrade of the Sewerage Treatment Works by 30 June 2024 {{Actual expenditure divided by the total approved budget less savings) x 100}}	Output	Percentage of the approved capital budget spent on the rehabilitation and upgrade of the Sewerage Treatment Works by 30 June 2025	70.86%	95% per annum	95% of the approved capital budget spent on the rehabilitation and upgrade of the Sewerage Treatment Works by 30 June 2025	All	GM	10%	40%	60%	95%
TBC	To ensure infrastructure planning and development keeps pace with growing city needs by aligning all strategic documents and efforts	Spend 95% of the electricity capital budget by 30 June 2024 {{Actual capital expenditure divided by the total approved capital budget less savings)x100}}	Output	Percentage of the electricity capital budget spent by 30 June 2025	91.77%	95% per annum	95% of the electricity capital budget spent by 30 June 2025	All	GM	10%	40%	60%	95%
TBC	To manage the municipal finances according to the Municipal Management Act in an effective and efficient manner	The percentage of the municipal capital budget actually spent on capital projects by 30 June 2024 {{Actual amount spent on projects/Total amount budgeted for capital projects less savings)X100}}	Output	Percentage of the municipal capital budget actually spent on capital projects by 30 June 2025	64.05%	95% per annum	95% of the municipal capital budget actually spent on capital projects by 30 June 2025	All	GM	N/A	N/A	N/A	95%
TBC	To develop mechanisms to ensure viable financial management and control	Financial viability measured in terms of the municipality's ability to meet it's service debt obligations as at 30 June 2024{{Short Term Borrowing + Bank Overdraft + Short Term Lease + Long Term Borrowing + Long Term Lease) / (Total Operating Revenue - Operating Conditional Grant) X 100}}	Output	Percentage Debt to Revenue obligations met as at 30 June 2025	10.19%	45% per annum	45% Debt to Revenue obligations met as at 30 June 2025	All	GM	N/A	N/A	N/A	45%
TBC	To manage the municipal finances according to the Municipal Management Act in an effective and efficient manner	Financial viability measured in terms of the outstanding service debtors as at 30 June 2024 {{Total outstanding service debtors/ revenue received for services) x 100}}	Output	Percentage Service debtors as at 30 June 2025	13.72%	16% per annum	16% Service debtors as at 30 June 2025	All	GM	N/A	N/A	N/A	16%

TL Ref	KPA > Pre-determined Objective (PDO)	Indicator	Indicator type	Unit of Measurement	Baseline (Actual 2022/23)	5 Year Target	2024/2025	Wards	Funding Source	TOP LAYER: Service Delivery and Budget Implementation Plan (SDBIP 2024/2025)			
										Q1	Q2	Q3	Q4
TBC	To manage the municipal finances according to the Municipal Management Act in an effective and efficient manner	Financial viability measured in terms of the available cash to cover fixed operating expenditure as at 30 June 2024 ((Cash and Cash Equivalents - Unspent Conditional Grants - Overdraft) + Short Term Investment)/Monthly Fixed Operational Expenditure excluding (Depreciation, Amortisation, and Provision for Bad Debts, Impairment and Loss on Disposal of Assets))	Output	Number of months it takes to cover fix operating expenditure with available cash as at 30 June 2025	2.19	2 per annum	2 months to cover fix operating expenditure with available cash as at 30 June 2025	All	GM	N/A	N/A	N/A	2
TBC	To manage the municipal finances according to the Municipal Management Act in an effective and efficient manner	Achieve a payment percentage of 95% by 30 June 2024 {(Gross Debtors Opening Balance + Billed Revenue - Gross Debtors Closing Balance - Bad Debts Written Off)/Billed Revenue x 100}	Output	Percentage of payment achieved by 30 June 2025	91.87%	95% per annum	95% of payment achieved by 30 June 2025	All	GM	N/A	N/A	N/A	95%

#### 2.4 SO4: PARTICIPATIVE PARTNERSHIPS

TL Ref	KPA > Pre-determined Objective (PDO)	Indicator	Indicator type	Unit of Measurement	Baseline (Actual 2022/23)	5 Year Target	2024/2025	Wards	Funding Source	TOP LAYER: Service Delivery and Budget Implementation Plan (SDBIP 2024/2025)			
										Q1	Q2	Q3	Q4
TL39	To undertake strategic planning in order to address service delivery challenges in a coordinated manner	Submit the revised MSDF to Council by 31 May 2025	Output	Number of revised MSDF to Council by 31 May 2025	1	1 per annum	1 reviewed MSDF to Council by 31 May 2025	All	GM	N/A	N/A	N/A	1
TBC	To improve communication with citizens on plans, achievements, successes and actions	Develop Branding and Marketing Strategy		Number of Branding and Marketing Strategies developed by 30 June 2025	New KPI	1 per annum	1 Branding and Marketing Strategy developed by 30 June 2025	All	GM	N/A	N/A	N/A	1

2.5 SO5: GOOD GOVERNANCE AND HUMAN CAPITAL

TL Ref	KPA > Pre-determined Objective (PDO)	Indicator	Indicator type	Unit of Measurement	Baseline (Actual 2022/23)	5 Year Target	2024/2025	Wards	Funding Source	TOP LAYER: Service Delivery and Budget Implementation Plan (SDBIP 2024/2025)			
										Q1	Q2	Q3	Q4
TBC	To undertake strategic planning in order to address service delivery challenges in a coordinated manner	Submit the Draft IDP to Council by 31 March 2025	Output	Number of Draft IDPs submitted to Council by 31 March 2025	1	1 per annum	1 Draft IDPs submitted to Council by 31 March 2025	All	GM	N/A	N/A	1	N/A
TBC	To undertake regular human resource audits to determine skills gaps, staff diversity and develop skills programmes	The percentage of people from employment equity target groups employed (newly appointed) in the three highest levels of Management in compliance with the Municipality's approved Employment Equity Plan by 30 June 2025	Output	The percentage of people from employment equity target groups employed (newly appointed) in the three highest levels of Management in compliance with the Municipality's approved Employment Equity Plan by 30 June 2025	70%	70 %per annum	70 %per annum	All	GM	N/A	N/A	N/A	70%
TBC	To undertake regular human resource audits to determine skills gaps, staff diversity and develop skills programmes	Spend 95% of operational budget on training by 30 June 2024 {(Actual total training expenditure divided by total operational budget)x100}	Output	Percentage of the Municipality's approved workplace skills budget actually spent on implementing its Workplace Skills Plan by 30 June 2025	0.29	95% per annum	95% of the Municipality's approved Workplace skills budget actually spent on implementing its Workplace Skills Plan by 30 June 2025	All	GM	N/A	N/A	N/A	95%
TBC	To evaluate the effectiveness of risk management, control and governance processes and develop actions to address key risks identified	Review the 3-year Internal Audit Plan based on the risk assessment and submit to Audit Committee by 30 June 2025	Output	Number of RBAP (Risk Based Audit Plan) reviewed and submitted to Audit Committee by 30 June 2025	1	1 per annum	1 RBAP (Risk Based Audit Plan) reviewed and submitted to Audit Committee by 30 June 2025	All	GM	N/A	N/A	N/A	1
TBC	To undertake strategic planning in order to address service delivery challenges in a coordinated manner	Submit the Final Annual Report and Oversight Report to Council by 31 March 2025	Output	Number of Final Annual Report and Oversight Report submitted to Council by 31 March 2025	1	1 per annum	1 Annual Report and Oversight Report submitted by 31 March 2025	All	GM	0	0	1	0
TBC	To manage the municipal finances according to the Municipal Finance Management Act in an effective and efficient manner	Spend 95% RBIG funding allocated to George Municipality for BFI Projects line with the conditions set out in the DoRA and the tranche schedule submitted to DWS	Output	The percentage expenditure achieved in terms of the RBIG funding allocated to George Municipality for BFI Projects, in line with the conditions set out in the DoRA and the tranche schedule submitted to DWS	New KPI	95% per annum	95% budget spent by 30 June 2025	All	GM	20%	25%	50%	95%